



US00D715805S

(12) **United States Design Patent**
Hilton

(10) **Patent No.:** **US D715,805 S**

(45) **Date of Patent:** **** Oct. 21, 2014**

- (54) **PLUSH ANIMAL SUPPORT FOR AN ELECTRONIC DEVICE**
- (71) Applicant: **Gregory L. Hilton**, New York, NY (US)
- (72) Inventor: **Gregory L. Hilton**, New York, NY (US)
- (**) Term: **14 Years**
- (21) Appl. No.: **29/477,455**

5,072,998	A	*	12/1991	Oh	312/204
5,114,376	A	*	5/1992	Copley et al.	446/369
D370,678	S	*	6/1996	Yau	D14/194
D390,055	S	*	2/1998	Abrigo	D6/528
D394,682	S	*	5/1998	Marcus	D21/604
D495,705	S	*	9/2004	Borsboom	D14/371
D591,249	S	*	4/2009	Chen	D14/126
D666,213	S	*	8/2012	Fahrberger et al.	D14/496
2011/0139945	A1	*	6/2011	Fahrberger et al.	248/121
2012/0309256	A1	*	12/2012	Theodore	446/72
2013/0137337	A1	*	5/2013	Park et al.	446/73
2013/0182387	A1	*	7/2013	Mere et al.	361/679.41

- (22) Filed: **Dec. 22, 2013**
- (51) **LOC (10) Cl.** **08-03**
- (52) **U.S. Cl.**
USPC **D14/447; D21/604**
- (58) **Field of Classification Search**
USPC D14/447, 432, 433, 434, 439, 440, 451, D14/452, 457, 459, 460, 461, 251, 253, 448, D14/449, 450; D9/433, 455, 457; D20/10, D20/25; D6/672, 674, 674.1, 678, 682, D6/682.3; 40/124.05, 124.06, 124.07, 40/124.08, 124.09, 124.14, 124.16, 539; 248/917-924, 445, 447.1, 451, 456, 248/459, 460, 150, 152, 174, 188.6, 176.1; 361/679.02, 679.09, 679.21, 679.26, 361/679.3, 679.27, 679.55, 679.56; D3/218, 290, 299, 303; D21/604
See application file for complete search history.

* cited by examiner
Primary Examiner — Angela J Lee
 (74) *Attorney, Agent, or Firm* — LaMorte & Associates, P.C.

- (56) **References Cited**
U.S. PATENT DOCUMENTS
D322,723 S * 12/1991 Barry et al. D6/359

(57) **CLAIM**
 The ornamental design for a plush animal support for an electronic device, as shown and described.

DESCRIPTION

FIG. 1 is a top perspective view of a plush animal support for an electronic device;
 FIG. 2 is a front view thereof;
 FIG. 3 is a rear view thereof;
 FIG. 4 is a left side view thereof;
 FIG. 5 is a right side view thereof;
 FIG. 6 is a top view thereof; and,
 FIG. 7 is a bottom view thereof.

1 Claim, 7 Drawing Sheets





FIG. 1



FIG. 2

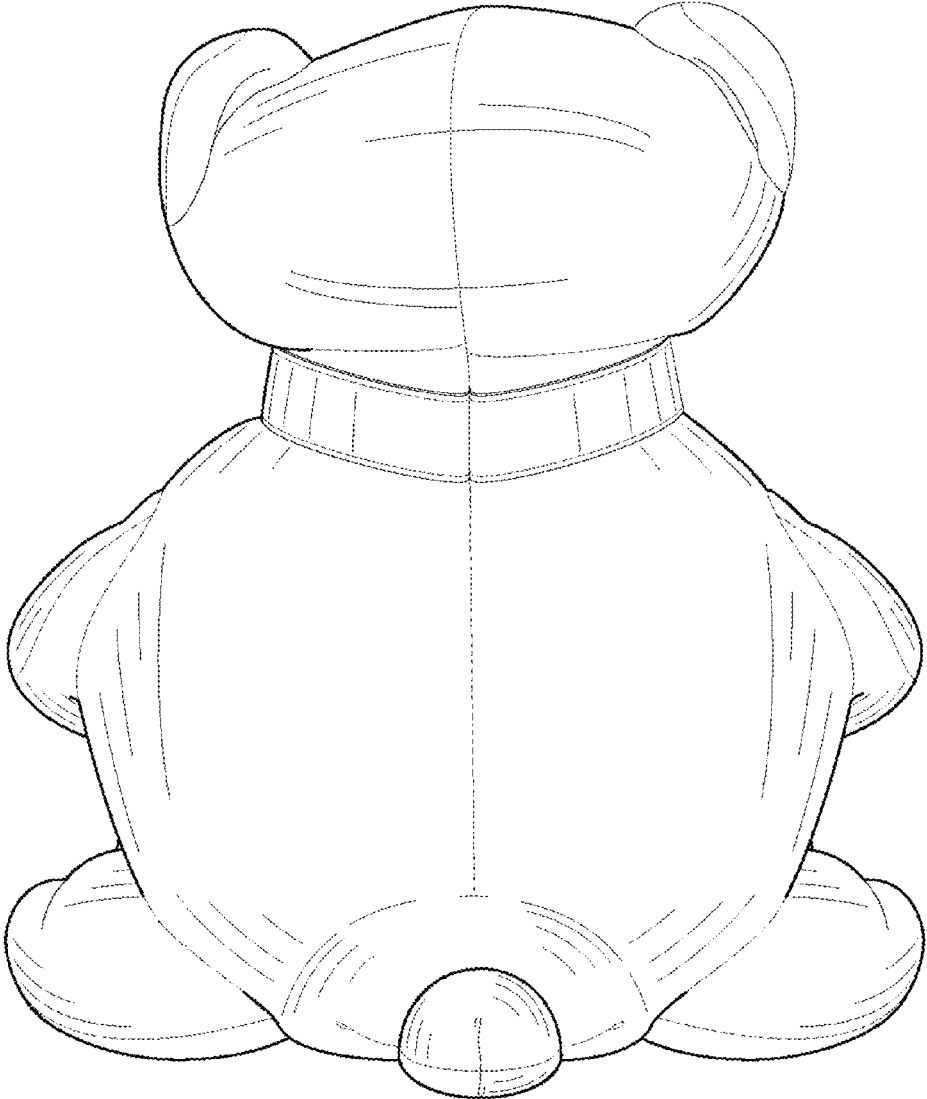


FIG. 3



FIG. 4




FIG. 5




FIG. 6

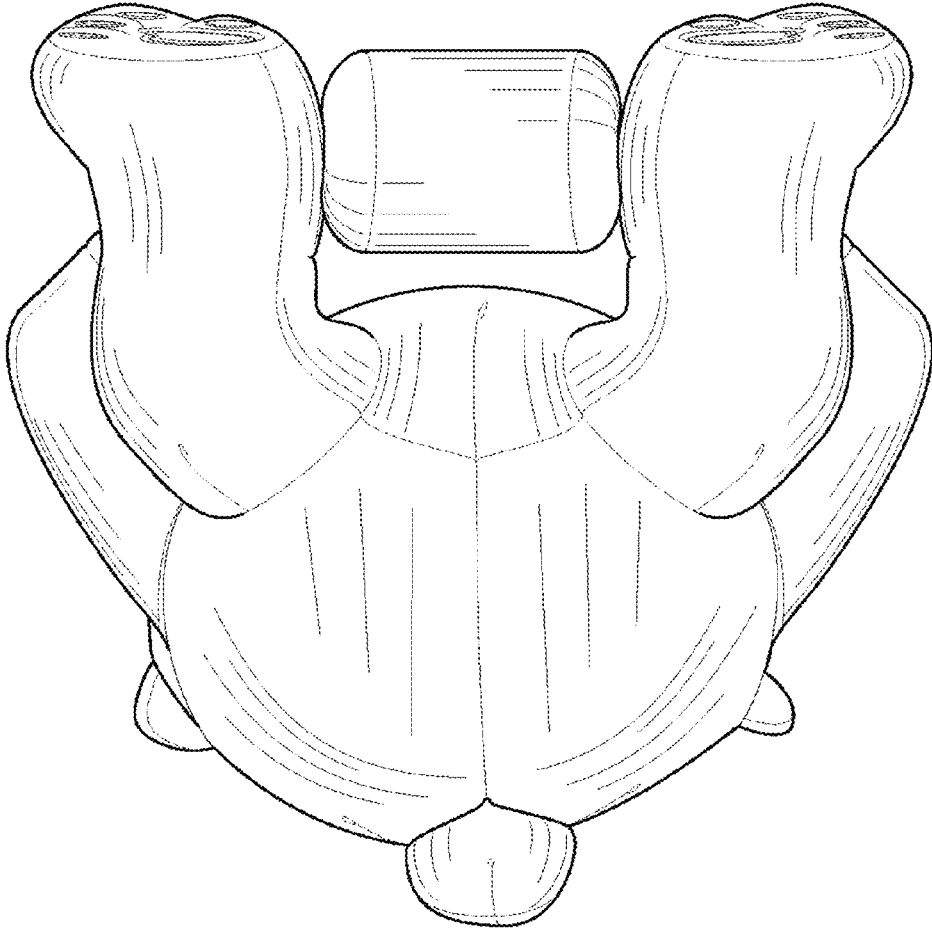


FIG. 7