



US00D413206S

United States Patent [19]
Magnusson

[11] **Patent Number: Des. 413,206**

[45] **Date of Patent: ** Aug. 31, 1999**

[54] **DEVICE FOR HOLDING TIES**

2,452,410 10/1948 Wiegel .
5,071,011 12/1991 Gettig .

[76] Inventor: **Emanuela F Magnusson**, 588
Broadway, New York, N.Y. 10012

Primary Examiner—B. J. Bullock
Attorney, Agent, or Firm—LaMorte & Associates

[**] Term: **14 Years**

[57] **CLAIM**

[21] Appl. No.: **29/087,866**

The ornamental design for a device for holding ties, as shown.

[22] Filed: **May 11, 1998**

DESCRIPTION

[51] **LOC (6) Cl.** **06-08**

[52] **U.S. Cl.** **D6/320; D6/569**

[58] **Field of Search** D6/320, 567, 569;
211/87.01, 70.01, 85.3, 60.1, 13.1

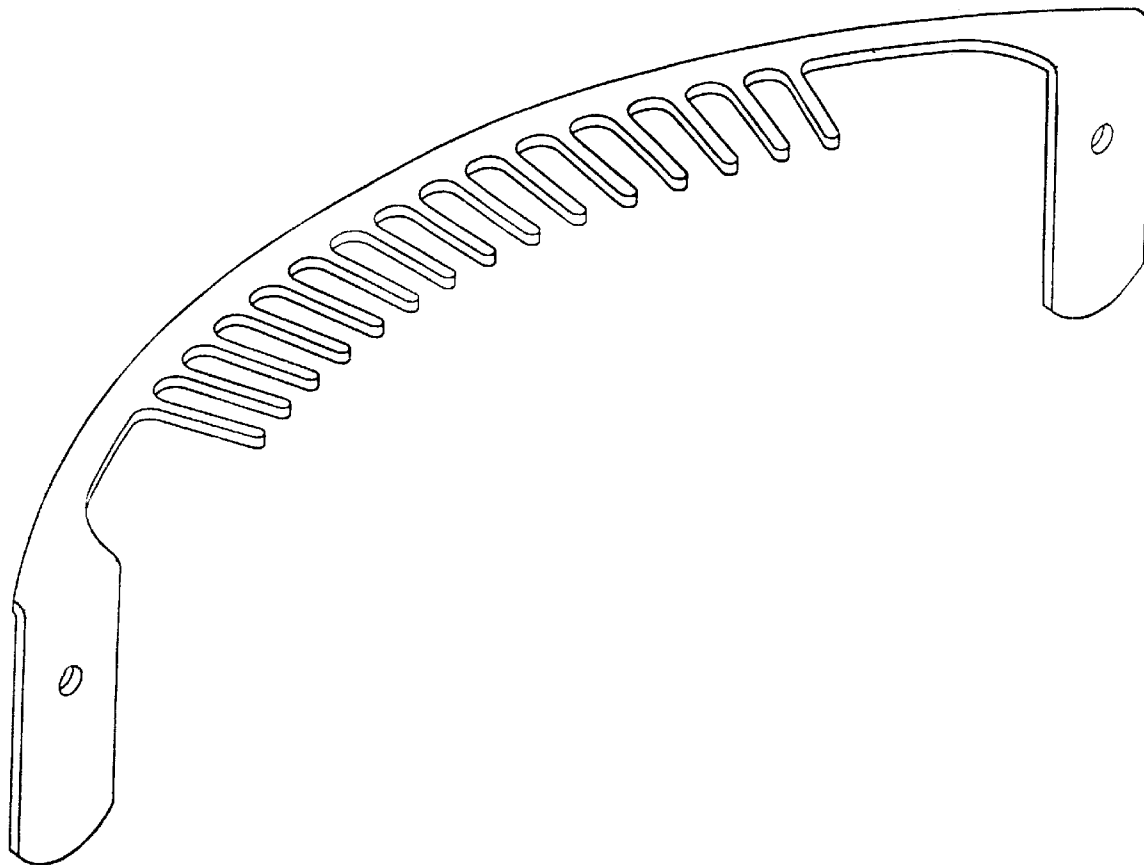
FIG. 1 is a top view of a tie holding device in accordance with the present invention;
FIG. 2 is a bottom view thereof;
FIG. 3 is a right side view, wherein the left side view is a mirror image thereof;
FIG. 4 is a front view thereof;
FIG. 5 is an rear view thereof; and,
FIG. 6 is a perspective view thereof.

[56] **References Cited**

U.S. PATENT DOCUMENTS

- D. 058,089 6/1921 Gulick .
- D. 157,546 2/1950 Trabert .
- D. 165,114 11/1951 Saxon .

1 Claim, 6 Drawing Sheets



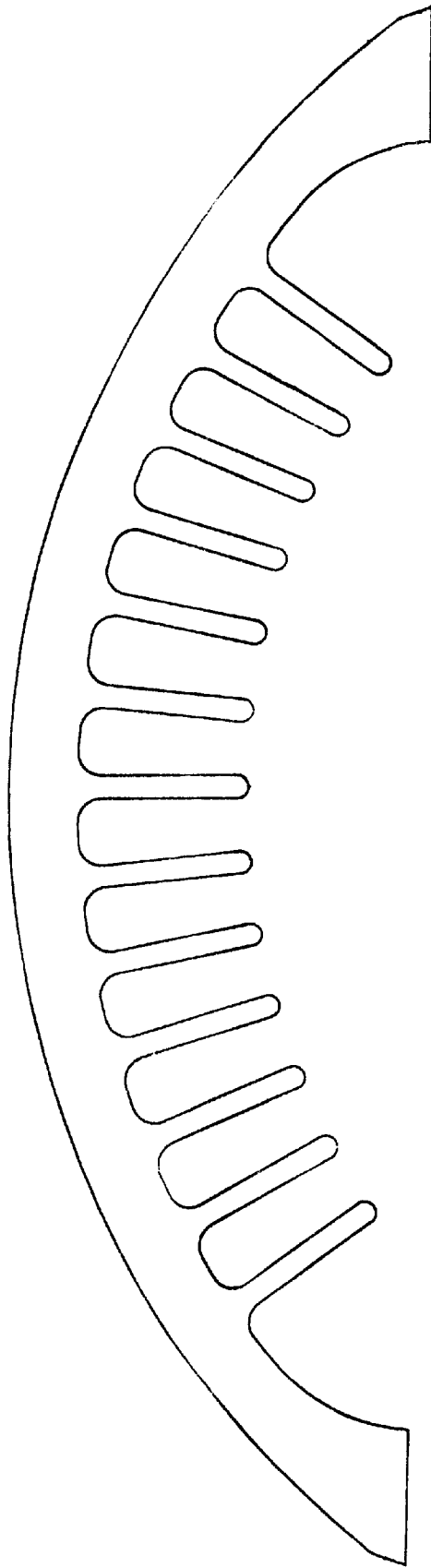


FIG. 1

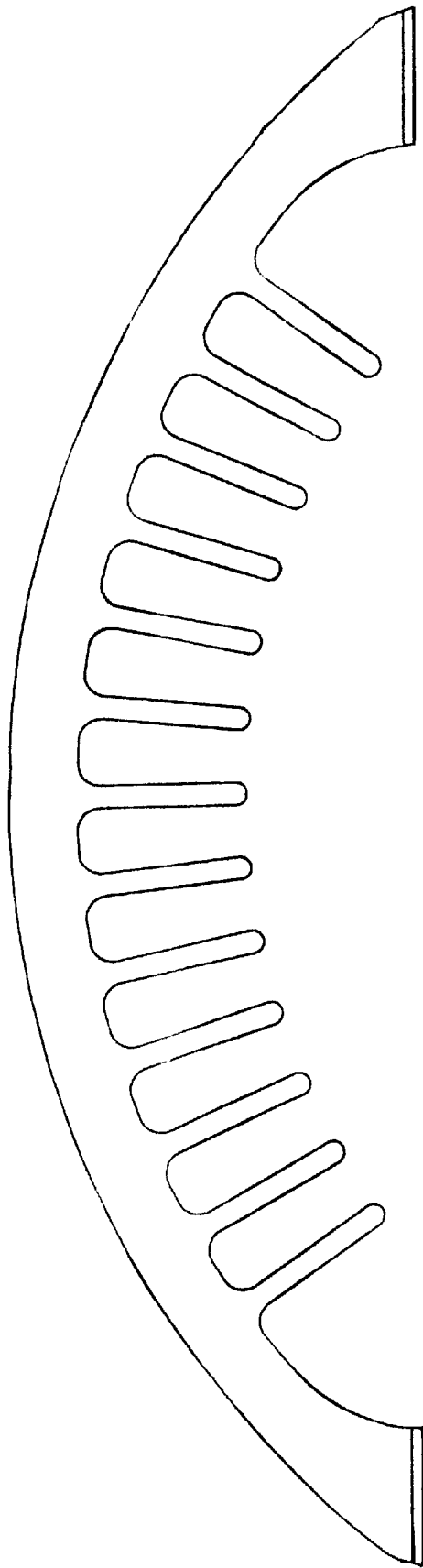


FIG. 2




FIG. 3

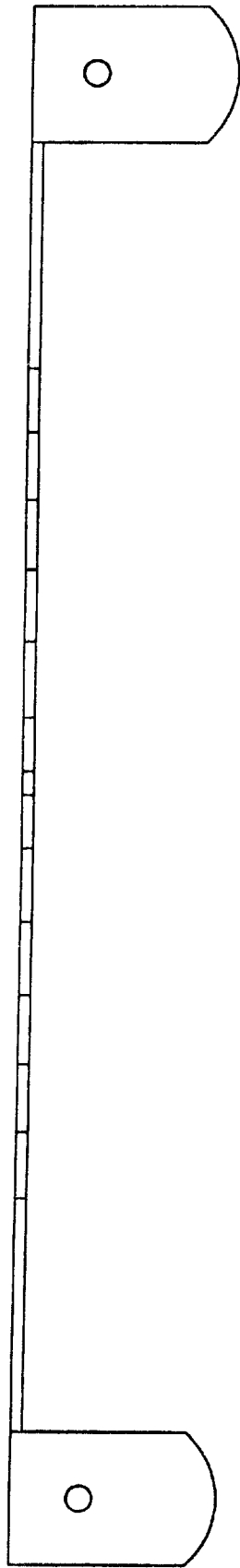


FIG. 4




FIG. 5

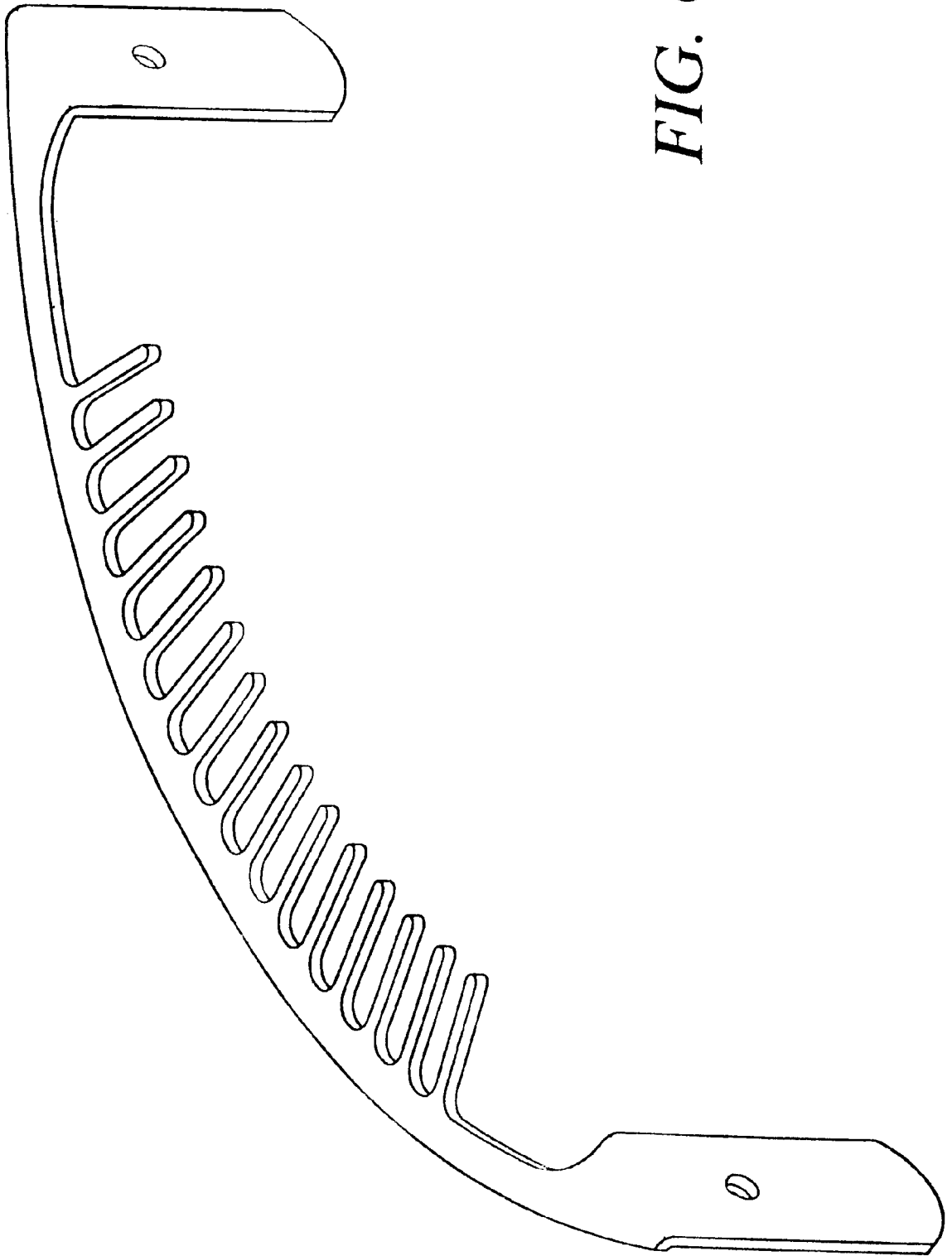


FIG. 6