



US00D508316S

(12) **United States Design Patent**
Tsai

(10) **Patent No.:** **US D508,316 S**

(45) **Date of Patent:** **** Aug. 16, 2005**

(54) **MOBILE TELEPHONE CASE**

(76) Inventor: **Andy Tsai**, 17531 Railroad St., Suite A,
City Of Industry, CA (US) 91748

(**) Term: **14 Years**

(21) Appl. No.: **29/209,488**

(22) Filed: **Jul. 16, 2004**

(51) **LOC (8) Cl.** **03-01**

(52) **U.S. Cl.** **D3/218**

(58) **Field of Search** D3/218, 219, 215,
D3/228, 225, 230; 224/901, 904, 240-245;
D14/250-251, 138; 379/453, 454-455

(56) **References Cited**

U.S. PATENT DOCUMENTS

D435,722 S * 1/2001 Pepping D3/218

D480,557 S * 10/2003 Kohli et al. D3/218

D500,203 S * 12/2004 Kim D3/218

* cited by examiner

Primary Examiner—Catherine R. Oliver

(74) *Attorney, Agent, or Firm*—LaMorte & Associates

(57) **CLAIM**

The ornamental design for a mobile telephone case, as shown.

DESCRIPTION

FIG. 1 is a front perspective view of the mobile telephone case in accordance with the present invention;

FIG. 2 is a front view thereof;

FIG. 3 is a rear view thereof;

FIG. 4 is a top view thereof;

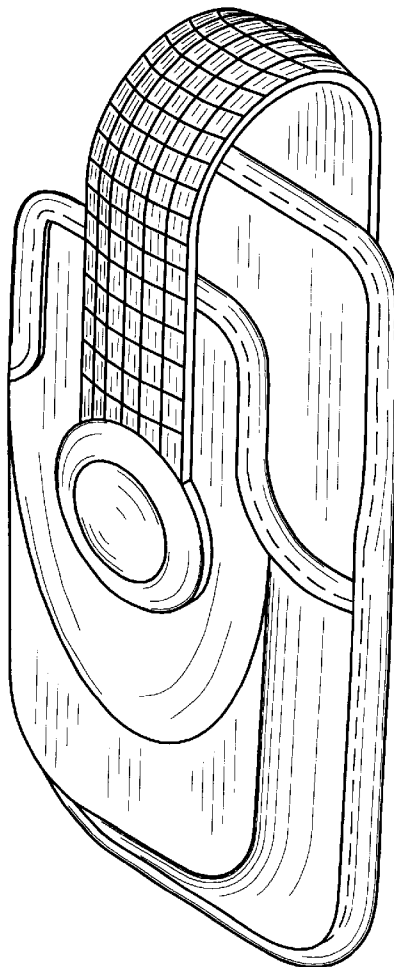
FIG. 5 is a bottom view thereof;

FIG. 6 is a left side view with a clip disconnected, the right side view is a mirror thereof; and,

FIG. 7 is a left side view with a clip connected, the right side view is a mirror thereof.

The clip is not disclosed in FIGS. 1-5 for convenience of illustration.

1 Claim, 3 Drawing Sheets



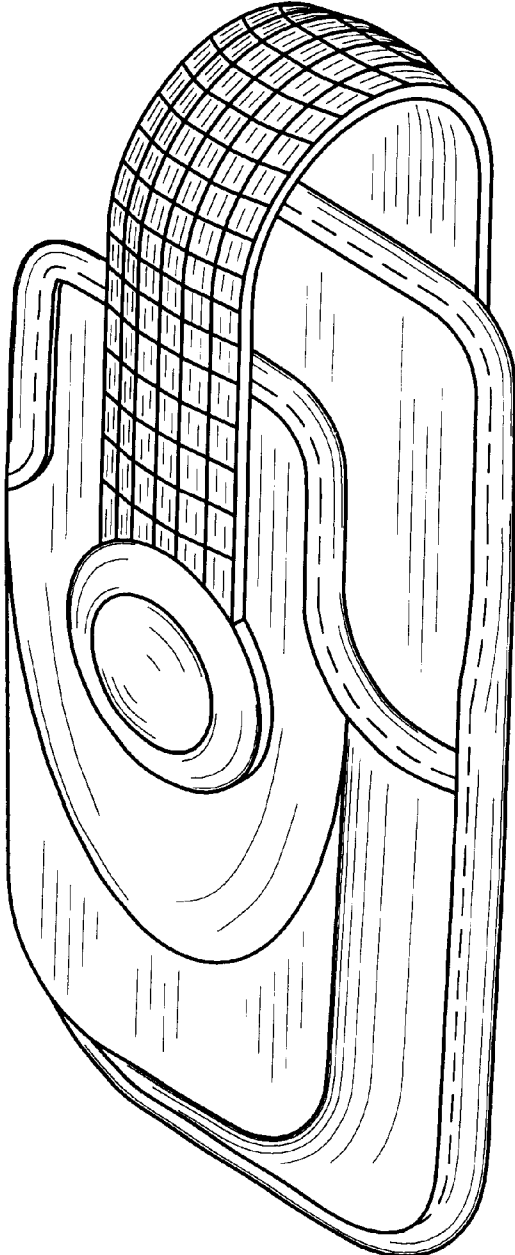


Fig. 1

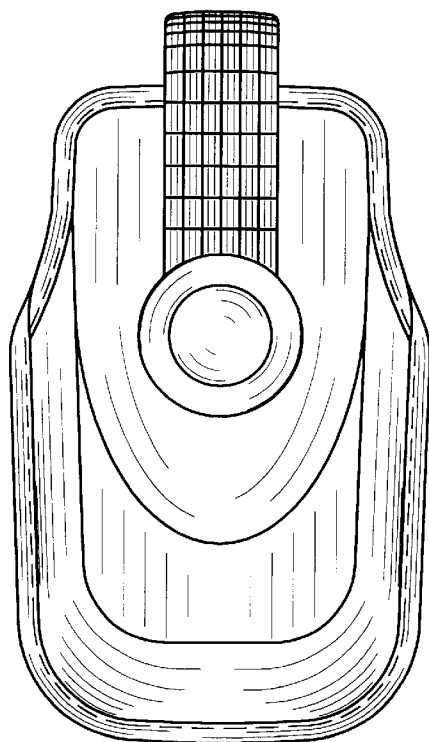


Fig. 2

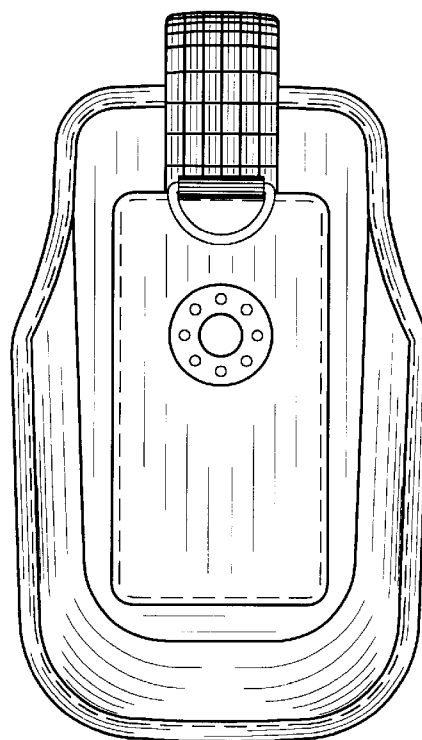


Fig. 3

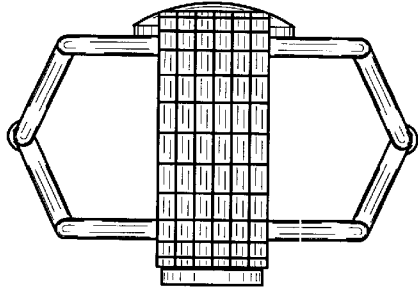


Fig. 4

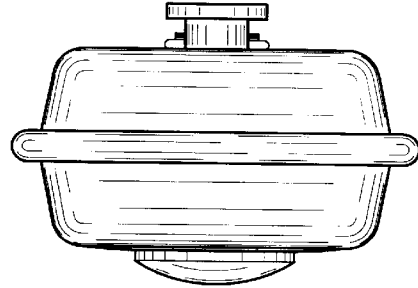


Fig. 5

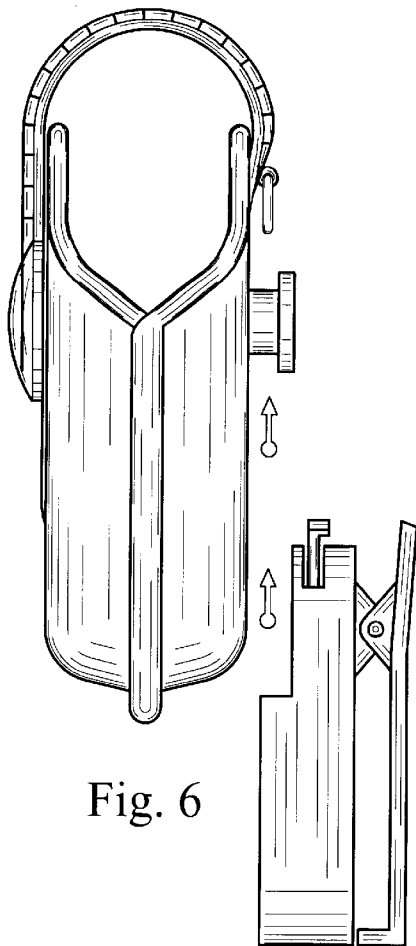


Fig. 6

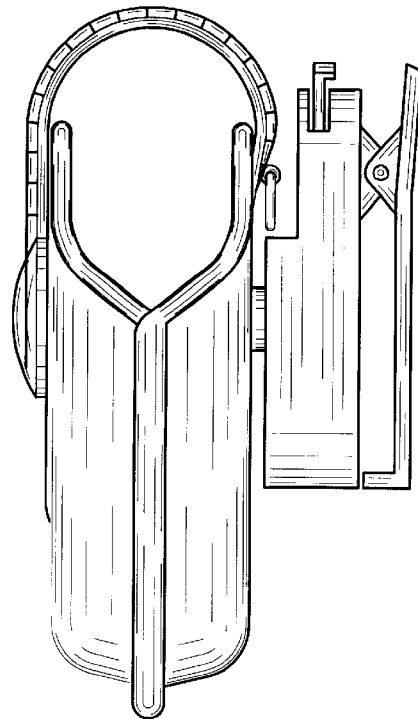


Fig. 7