



US00D517278S

(12) **United States Design Patent**
Chernick et al.

(10) **Patent No.:** **US D517,278 S**

(45) **Date of Patent:** **** Mar. 21, 2006**

(54) **NOVELTY SPIKED GLOVE**

5,682,837 A * 11/1997 Courtney et al. 119/625

(76) Inventors: **Mark Chernick**, 19180 144th Ave.
N.E., Woodinville, WA (US) 98072;
Webb T. Nelson, 19180 144th Ave.
N.E., Woodinville, WA (US) 98072

* cited by examiner

Primary Examiner—Robert A. Delehanty
(74) *Attorney, Agent, or Firm*—LaMorte & Associates

(**) Term: **14 Years**

(57) **CLAIM**

(21) Appl. No.: **29/220,244**

The ornamental design for a novelty spiked glove, as shown.

(22) Filed: **Dec. 28, 2004**

DESCRIPTION

(51) **LOC (8) Cl.** **02-06**

FIG. 1 is a front view of a novelty spiked glove in accordance with the present invention;

(52) **U.S. Cl.** **D2/615**

FIG. 2 is a back view thereof;

(58) **Field of Classification Search** D29/113,

FIG. 3 is a top view thereof;

D29/116.2, 116.6, 117.1, 117.2, 123, 190;

FIG. 4 is a bottom view thereof;

D2/610, 613-623; 2/16, 159-163; D28/63;

FIG. 5 is a left side view thereof, the right side view being a mirror image thereof; and,

119/625

See application file for complete search history.

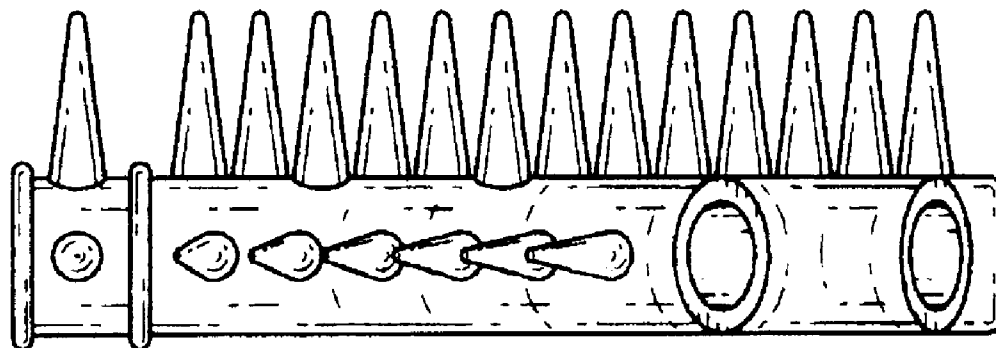
FIG. 6 is a perspective view thereof.

(56) **References Cited**

U.S. PATENT DOCUMENTS

4,958,384 A * 9/1990 McCrane 2/161.6

1 Claim, 3 Drawing Sheets



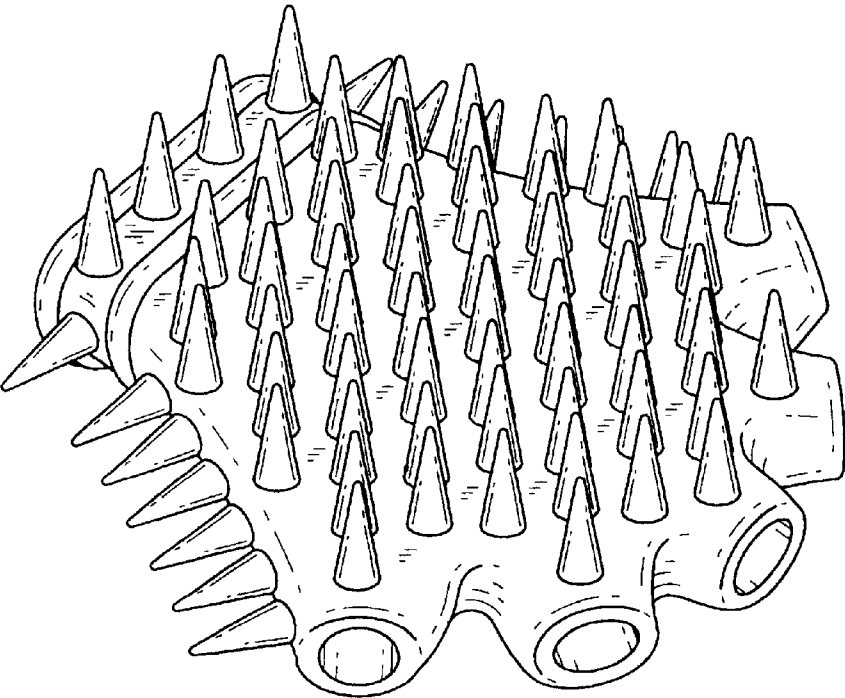


Fig. 1

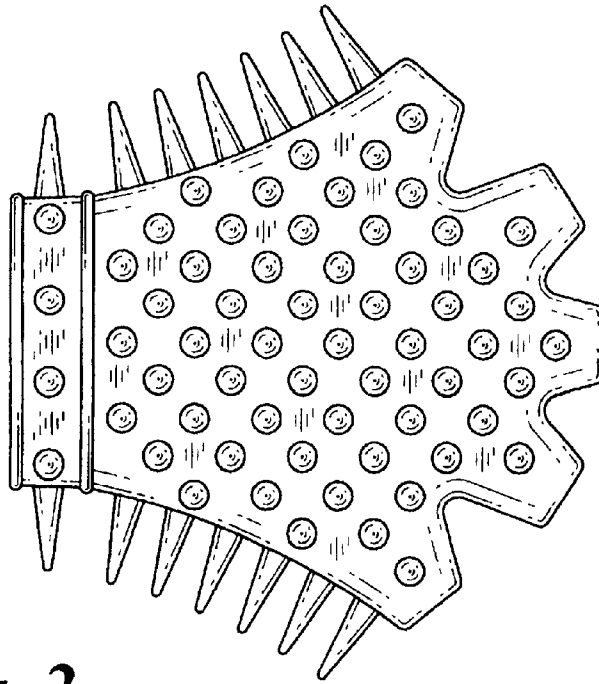


Fig. 2

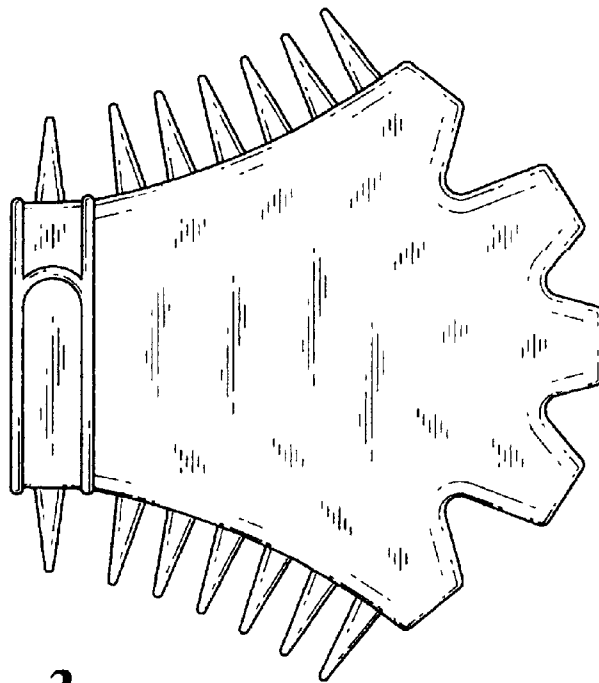


Fig. 3

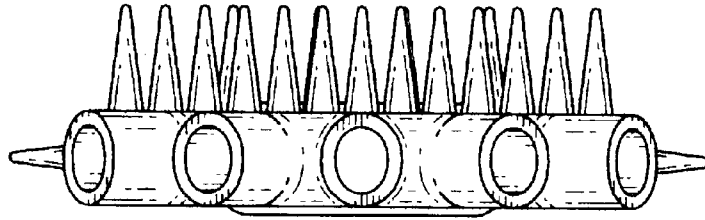


Fig. 4

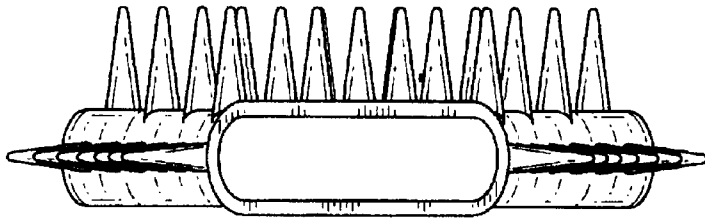


Fig. 5

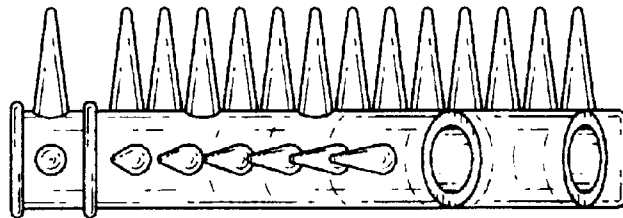


Fig. 6