



US00D553047S

(12) **United States Design Patent**  
**James et al.**

(10) **Patent No.:** **US D553,047 S**

(45) **Date of Patent:** **\*\* Oct. 16, 2007**

(54) **CORSAGE PIN**

D276,952 S \* 1/1985 McCully ..... D11/202  
D408,324 S \* 4/1999 Boruszewski ..... D11/202  
D440,275 S \* 4/2001 Rosenberg ..... D22/144

(76) Inventors: **J. Arturo James**, 2588 Cold Spring Rd., Lansdale, PA (US) 19446; **Carol James**, 2588 Cold Spring Rd., Lansdale, PA (US) 19446

\* cited by examiner

*Primary Examiner*—Catherine R. Oliver  
(74) *Attorney, Agent, or Firm*—Lamorte & Associates

(\*\*) Term: **14 Years**

(21) Appl. No.: **29/270,162**

(57) **CLAIM**

(22) Filed: **Dec. 18, 2006**

The ornamental design for a corsage pin, as shown and described.

(51) **LOC (8) Cl.** ..... **02-07**

(52) **U.S. Cl.** ..... **D11/206**

(58) **Field of Classification Search** ..... D11/200-216;  
D22/144; D8/382; 24/49.1, 50, 56, 49 R  
See application file for complete search history.

**DESCRIPTION**

FIG. 1 is a perspective view of a corsage pin;  
FIG. 2 is a front view thereof, the rear view being a mirror image;  
FIG. 3 is a top view thereof;  
FIG. 4 is a bottom view thereof;  
FIG. 5 is a left side view thereof; and,  
FIG. 6 is a right side view thereof.


(56) **References Cited**

U.S. PATENT DOCUMENTS


1,171,740 A \* 2/1916 Martus ..... D11/206  
2,015,149 A \* 9/1935 Krzeminski ..... D11/207  
2,622,604 A \* 12/1952 Buckner ..... D11/215  
D253,578 S \* 12/1979 Fournier ..... D11/215

**1 Claim, 4 Drawing Sheets**







**FIG. 1**



**FIG. 2**



**FIG. 3**



**FIG. 4**



**FIG. 6**



**FIG. 5**