



US00D622325S

(12) **United States Design Patent**
Walterscheid

(10) **Patent No.:** **US D622,325 S**

(45) **Date of Patent:** **** Aug. 24, 2010**

(54) **SUCTION CUP DART**

D522,590 S * 6/2006 Wood D21/387

(76) Inventor: **Steve Walterscheid**, P.O. Box 7409,
Bend, OR (US) 97708

* cited by examiner

Primary Examiner—Sandra Morris
(74) *Attorney, Agent, or Firm*—LaMorte & Associates

(**) Term: **14 Years**

(21) Appl. No.: **29/343,081**

(57) **CLAIM**

(22) Filed: **Sep. 5, 2009**

The ornamental design for a suction cup dart, as shown and described.

(51) **LOC (9) Cl.** **21-01**

(52) **U.S. Cl.** **D21/387**

(58) **Field of Classification Search** D21/385–387;
273/348.2–348.3

See application file for complete search history.

DESCRIPTION


FIG. 1 is a rear perspective view of the suction cup dart;
FIG. 2 is a front perspective view thereof;
FIG. 3 is a front view thereof;
FIG. 4 is a rear view thereof;
FIG. 5 is a left side view thereof;
FIG. 6 is a right side view thereof;
FIG. 7 is a bottom view thereof; and,
FIG. 8 is a top view thereof.

(56) **References Cited**

U.S. PATENT DOCUMENTS

2,119,524	A	*	6/1938	Char	D21/387
D132,131	S	*	4/1942	Mull	D21/387
D180,007	S	*	4/1957	Benkoe	D21/387
3,378,260	A	*	4/1968	Hartel	273/348.2
D268,036	S	*	2/1983	Cagan et al.	D21/387
5,358,253	A	*	10/1994	Chen	273/348.2

1 Claim, 4 Drawing Sheets






FIG. 1




FIG. 2

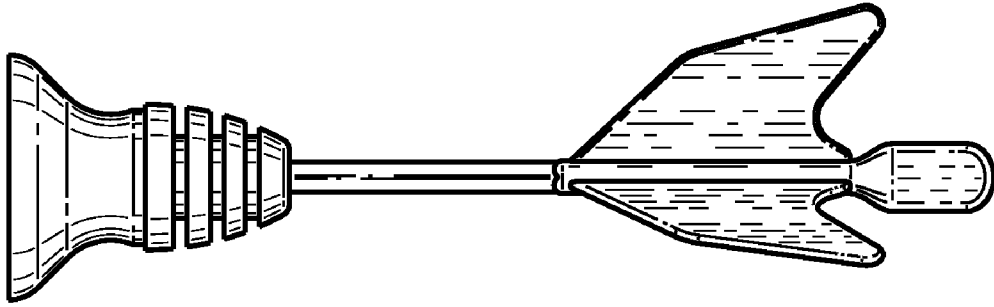


FIG. 3

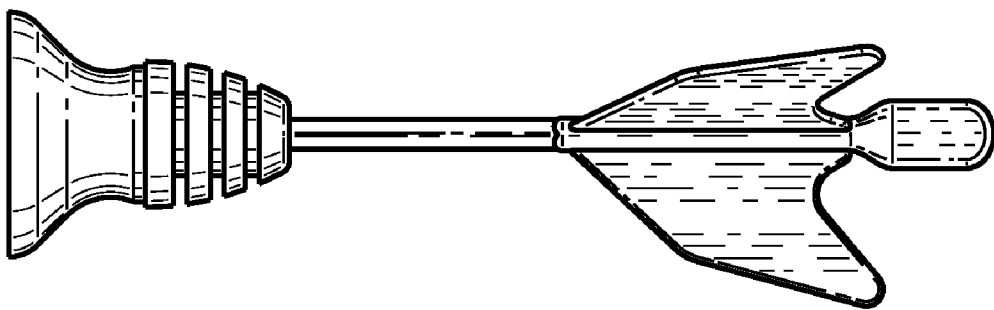


FIG. 4




FIG. 5

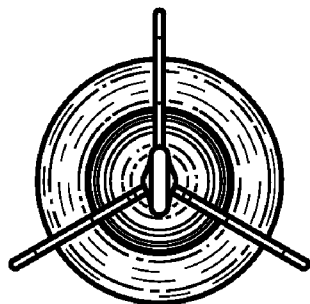


FIG. 6

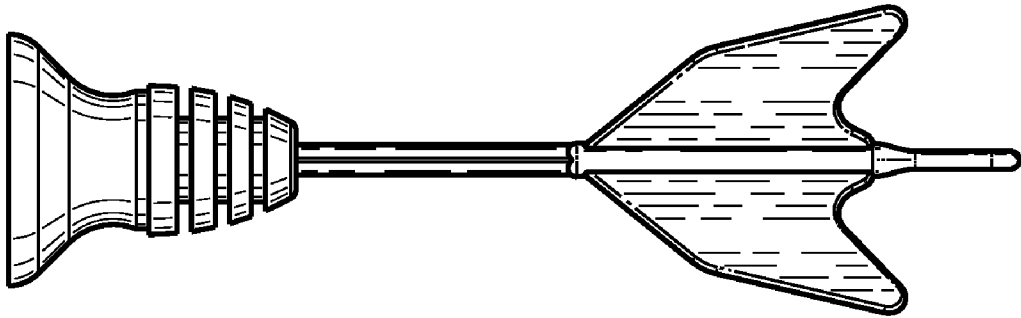


FIG. 7

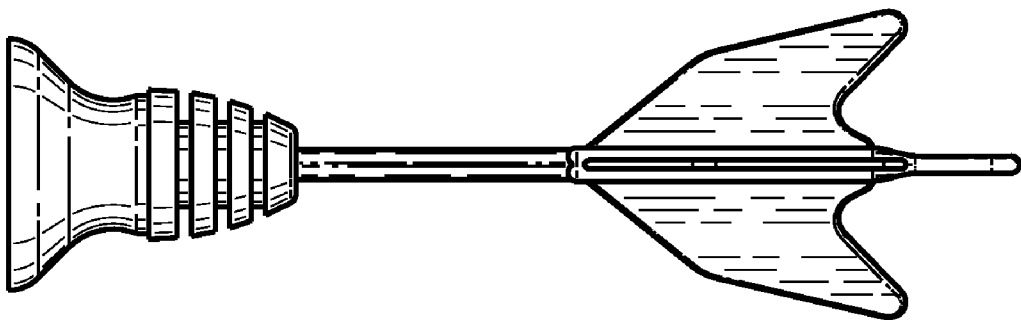


FIG. 8