



US00D628120S

(12) **United States Design Patent**
Walterscheid

(10) **Patent No.:** **US D628,120 S**

(45) **Date of Patent:** **** Nov. 30, 2010**

(54) **BALL WITH ELASTOMERIC ARMS**

(76) Inventor: **Steve Walterscheid**, 65996 Twin
Bridges Rd., Bend, OR (US) 97701

(**) Term: **14 Years**

(21) Appl. No.: **29/360,736**

(22) Filed: **Apr. 30, 2010**

(51) **LOC (9) Cl.** **11-02**

(52) **U.S. Cl.** **D11/160**

(58) **Field of Classification Search** D20/10,
D20/12, 29, 30-32, 99; 40/407, 411, 415,
40/416, 418-420, 538, 584; D21/621, 629;
D11/160, 161; D6/303; 223/66, 120; 446/46,
446/199, 268, 353, 369, 372, 385
See application file for complete search history.

(56) **References Cited**

U.S. PATENT DOCUMENTS

D197,573 S *	2/1964	Conrath	D7/551.3
D295,653 S *	5/1988	Colclasure	D21/627
D305,788 S *	1/1990	Herren	D21/714
D321,540 S *	11/1991	Ayon	D21/630
D321,541 S *	11/1991	Ayon	D21/630
D393,016 S *	3/1998	Young	D21/398
D409,662 S *	5/1999	Ho	D19/61
D453,806 S *	2/2002	Cash	D21/627
D458,321 S *	6/2002	Cash	D21/627
D471,932 S *	3/2003	Ravelo	D19/59
D480,018 S *	9/2003	Plank et al.	D11/160
D481,329 S *	10/2003	Plank et al.	D11/160

D490,747 S *	6/2004	Banman et al.	D11/160
D500,901 S *	1/2005	Crane	D30/160
D520,408 S *	5/2006	Layton	D11/160
D523,190 S *	6/2006	Oblack	D30/160
D531,542 S *	11/2006	McGowen et al.	D11/160
D604,771 S *	11/2009	Chen	D20/33
D610,944 S *	3/2010	Tristram	D11/160
D617,678 S *	6/2010	Skurka	D11/160

* cited by examiner

Primary Examiner—Holly H Baynham

Assistant Examiner—Michelle E Wilson

(74) *Attorney, Agent, or Firm*—LaMorte & Associates, P.C.

(57) **CLAIM**

The ornamental design for a ball with elastomeric arms, as shown and described.

DESCRIPTION

FIG. 1 is a top perspective view of a ball with elastomeric arms;

FIG. 2 is a bottom perspective view thereof;

FIG. 3 is a front view thereof;

FIG. 4 is a rear view thereof;


FIG. 5 is a right side view thereof;

FIG. 6 is a left side view thereof;

FIG. 7 is a top view thereof; and,

FIG. 8 is a bottom view thereof.

1 Claim, 4 Drawing Sheets






FIG. 1




FIG. 2

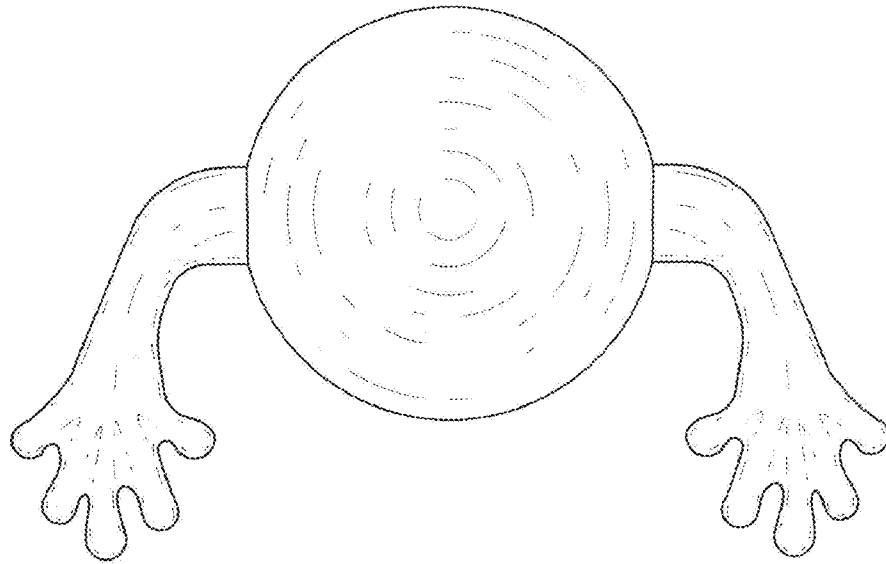


FIG. 3

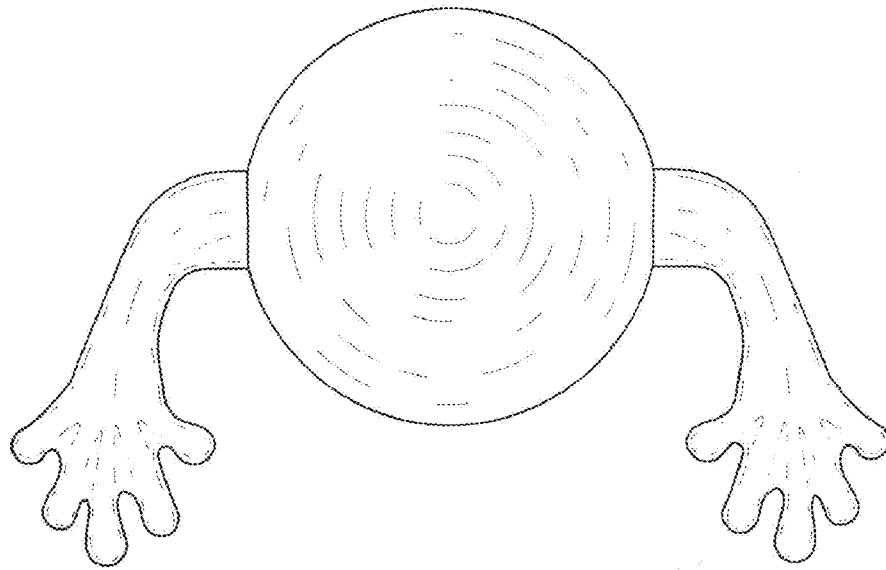


FIG. 4

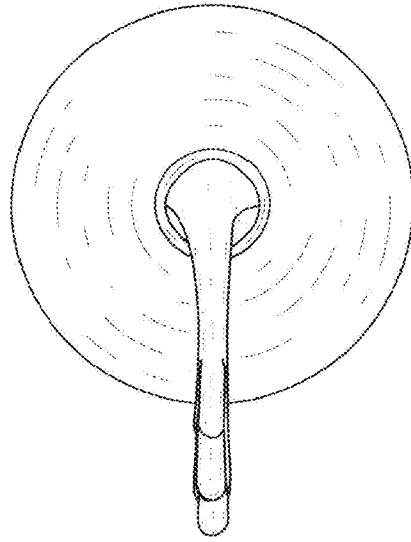


FIG. 5

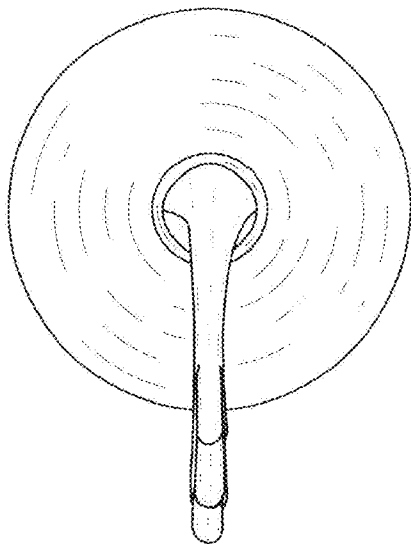


FIG. 6

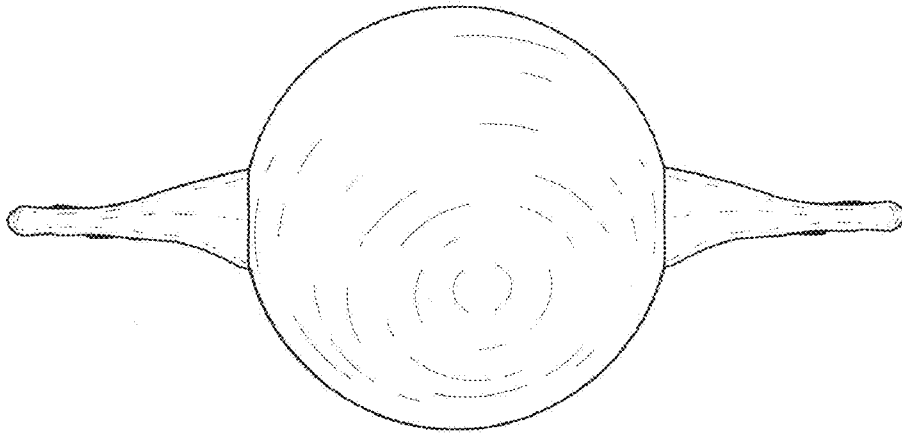


FIG. 7

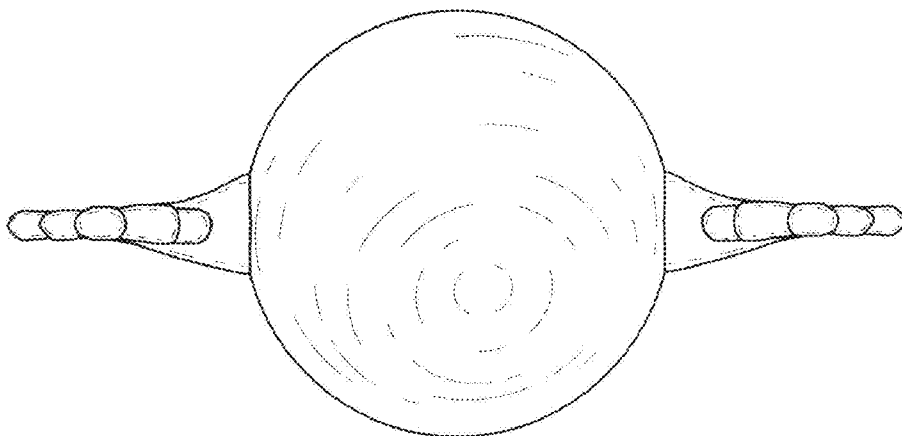


FIG. 8