



US00D669677S

(12) **United States Design Patent**  
**Cohen**

(10) **Patent No.:** **US D669,677 S**

(45) **Date of Patent:** **\*\* Oct. 30, 2012**

(54) **UMBRELLA SHELTER WITH A SQUARED CANOPY**

(76) Inventor: **Warren Cohen**, W. Conshohocken, PA  
(US)

(\*\*) Term: **14 Years**

(21) Appl. No.: **29/422,827**

(22) Filed: **May 24, 2012**

(51) **LOC (9) Cl.** ..... **03-03**

(52) **U.S. Cl.** ..... **D3/5**

(58) **Field of Classification Search** ..... D3/5, 6,  
D3/10, 11, 12; 135/15.1, 19.5, 25.41, 33.41,  
135/34.2

See application file for complete search history.

(56) **References Cited**

**U.S. PATENT DOCUMENTS**

172,380	A	*	1/1876	Bockstaller	.....	135/16
706,605	A	*	8/1902	Slyder	.....	296/102
D47,246	S	*	4/1915	Liedberg	.....	D3/5
D56,043	S	*	8/1920	Weinberg et al.	.....	D3/5
2,024,105	A	*	12/1935	Landman	.....	135/33.7
2,934,076	A	*	4/1960	Fulke	.....	135/147
D260,322	S	*	8/1981	Williams	.....	D3/5
D294,772	S	*	3/1988	Baldwin	.....	D3/5
5,909,746	A	*	6/1999	Doster et al.	.....	135/25.1
D449,926	S	*	11/2001	Tsai	.....	D3/5
D491,348	S	*	6/2004	Clarke	.....	D3/5
D516,294	S	*	3/2006	Olson et al.	.....	D3/5

D548,452	S	*	8/2007	Oelzant	.....	D3/10
D621,600	S	*	8/2010	He	.....	D3/5
D623,844	S	*	9/2010	Elder	.....	D3/5
D627,552	S	*	11/2010	Elder	.....	D3/5
D627,553	S	*	11/2010	Elder	.....	D3/5
D627,554	S	*	11/2010	Elder	.....	D3/5
D627,555	S	*	11/2010	Elder	.....	D3/5
D627,961	S	*	11/2010	Elder	.....	D3/5
7,918,236	B2	*	4/2011	Elder	.....	135/33.2
D649,617	S	*	11/2011	Bandini	.....	D21/837
8,104,494	B2	*	1/2012	Elder	.....	135/33.2
2005/0028852	A1	*	2/2005	Reese	.....	135/20.1
2009/0301531	A1	*	12/2009	Elder	.....	135/16

\* cited by examiner

*Primary Examiner* — John Windmuller

(74) *Attorney, Agent, or Firm* — LaMorte & Associates, P.C.

(57) **CLAIM**

The ornamental design for an umbrella shelter with a squared canopy, as shown and described.

**DESCRIPTION**

FIG. 1 is a top perspective view of an umbrella shelter with a squared canopy;  
 FIG. 2 is a bottom perspective view thereof;  
 FIG. 3 is a front view thereof;  
 FIG. 4 is a rear view thereof;  
 FIG. 5 is a right side view thereof;  
 FIG. 6 is a left side view thereof;  
 FIG. 7 is a top view thereof; and,  
 FIG. 8 is a bottom view thereof.

**1 Claim, 7 Drawing Sheets**

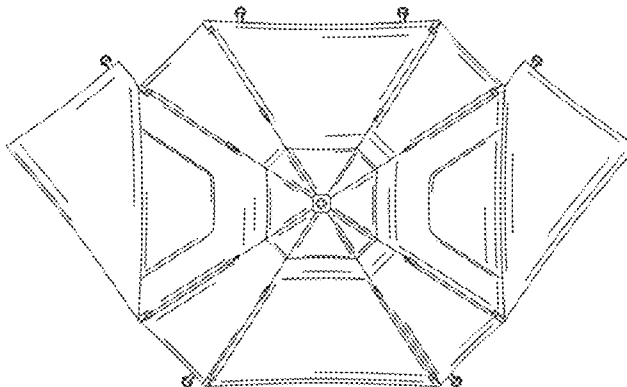
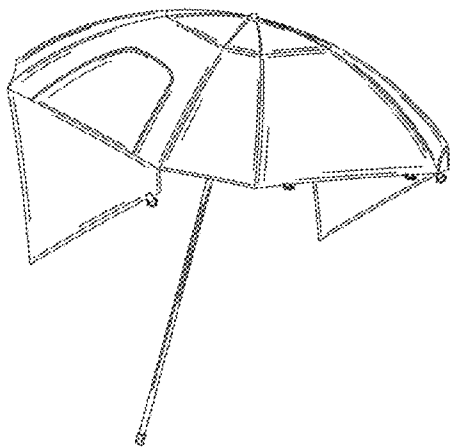




FIG. 1



FIG. 2



FIG. 3



FIG. 4



FIG. 5



FIG. 6

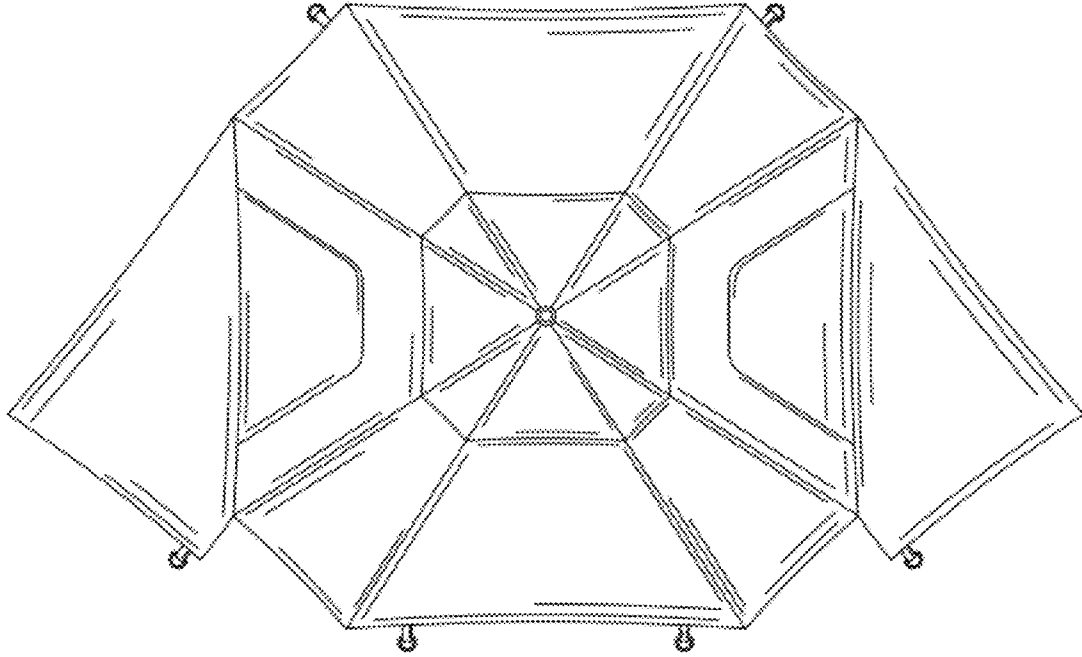


FIG. 7

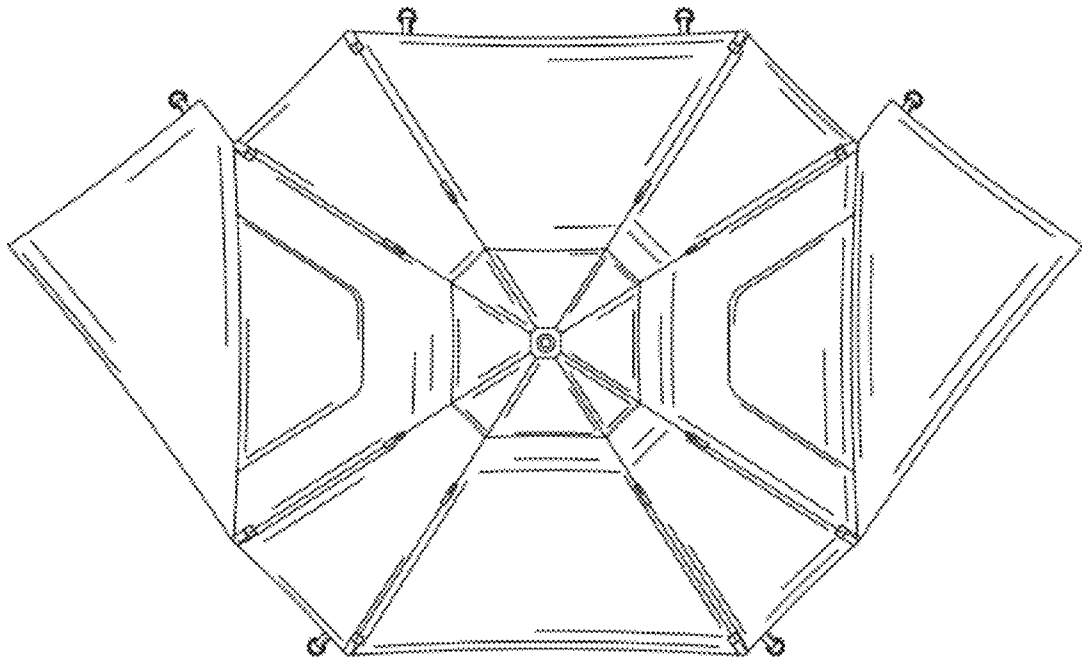


FIG. 8