



US00D678695S

(12) **United States Design Patent**
Thompson et al.

(10) **Patent No.:** **US D678,695 S**

(45) **Date of Patent:** **** Mar. 26, 2013**

- (54) **CARD AND CHARM HOLDER**
- (71) Applicants: **Delores Thompson**, Quarryville, PA
(US); **Joy May**, Kirkwood, PA (US)
- (72) Inventors: **Delores Thompson**, Quarryville, PA
(US); **Joy May**, Kirkwood, PA (US)
- (**) Term: **14 Years**
- (21) Appl. No.: **29/437,567**

| | | | | |
|-----------|------|---------|-----------------------|-----------|
| 4,718,668 | A * | 1/1988 | Schipske | 473/462 |
| 5,803,841 | A * | 9/1998 | Daskoski | 473/454 |
| D478,938 | S * | 8/2003 | Vande Hey et al. | D21/302 |
| D495,524 | S * | 9/2004 | Harwanko | D6/410 |
| D570,133 | S * | 6/2008 | Goodman et al. | D6/462 |
| D570,417 | S * | 6/2008 | Poe et al. | D21/302 |
| D587,020 | S * | 2/2009 | Goodman et al. | D6/313 |
| D591,078 | S * | 4/2009 | Singler et al. | D6/432 |
| 7,730,653 | B2 * | 6/2010 | Zazworsky, Jr. | 40/607.05 |
| D626,181 | S * | 10/2010 | Lima | D21/302 |
| D657,200 | S * | 4/2012 | Chen | D7/600.1 |
| D658,952 | S * | 5/2012 | Sikina | D8/1 |
| D668,889 | S * | 10/2012 | Theisen | D6/462 |

* cited by examiner

- (22) Filed: **Nov. 19, 2012**
- (51) **LOC (9) Cl.** **06-06**
- (52) **U.S. Cl.** **D6/462**
- (58) **Field of Classification Search** D6/332,
D6/396-397, 449-450, 462-467; 211/1,
211/44-45, 49.1, 50, 85.2, 106, 106.1, 119;
108/29-30

Primary Examiner — Kelley Donnelly
(74) *Attorney, Agent, or Firm* — LaMorte & Associates, P.C.

See application file for complete search history.

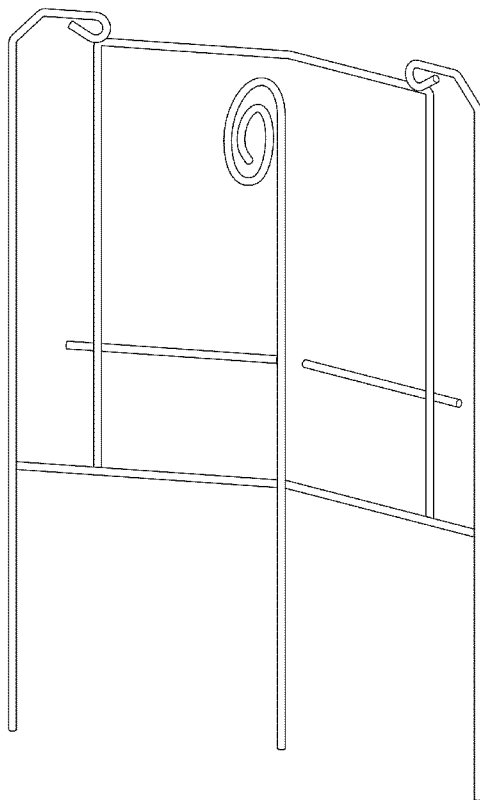
(57) **CLAIM**
The ornamental design for a card and charm holder, as shown and described.

- (56) **References Cited**
- U.S. PATENT DOCUMENTS
- D152,688 S * 2/1949 Hammond D6/411
- D170,098 S * 7/1953 Swanson D6/468
- 2,682,956 A * 7/1954 Pike 211/85.15
- 3,532,224 A * 10/1970 Grubb et al. 211/206
- 4,175,602 A * 11/1979 Cavalaris et al. 141/390
- 4,487,419 A * 12/1984 Welbourn 273/343
- D278,354 S * 4/1985 Mahowald D19/91

DESCRIPTION

FIG. 1 is a perspective view of a card and charm holder;
FIG. 2 is a front view thereof;
FIG. 3 is a back view thereof;
FIG. 4 is a left side view thereof;
FIG. 5 is a right side view thereof;
FIG. 6 is a top view thereof; and,
FIG. 7 is a bottom view thereof.

1 Claim, 5 Drawing Sheets






FIG. 1

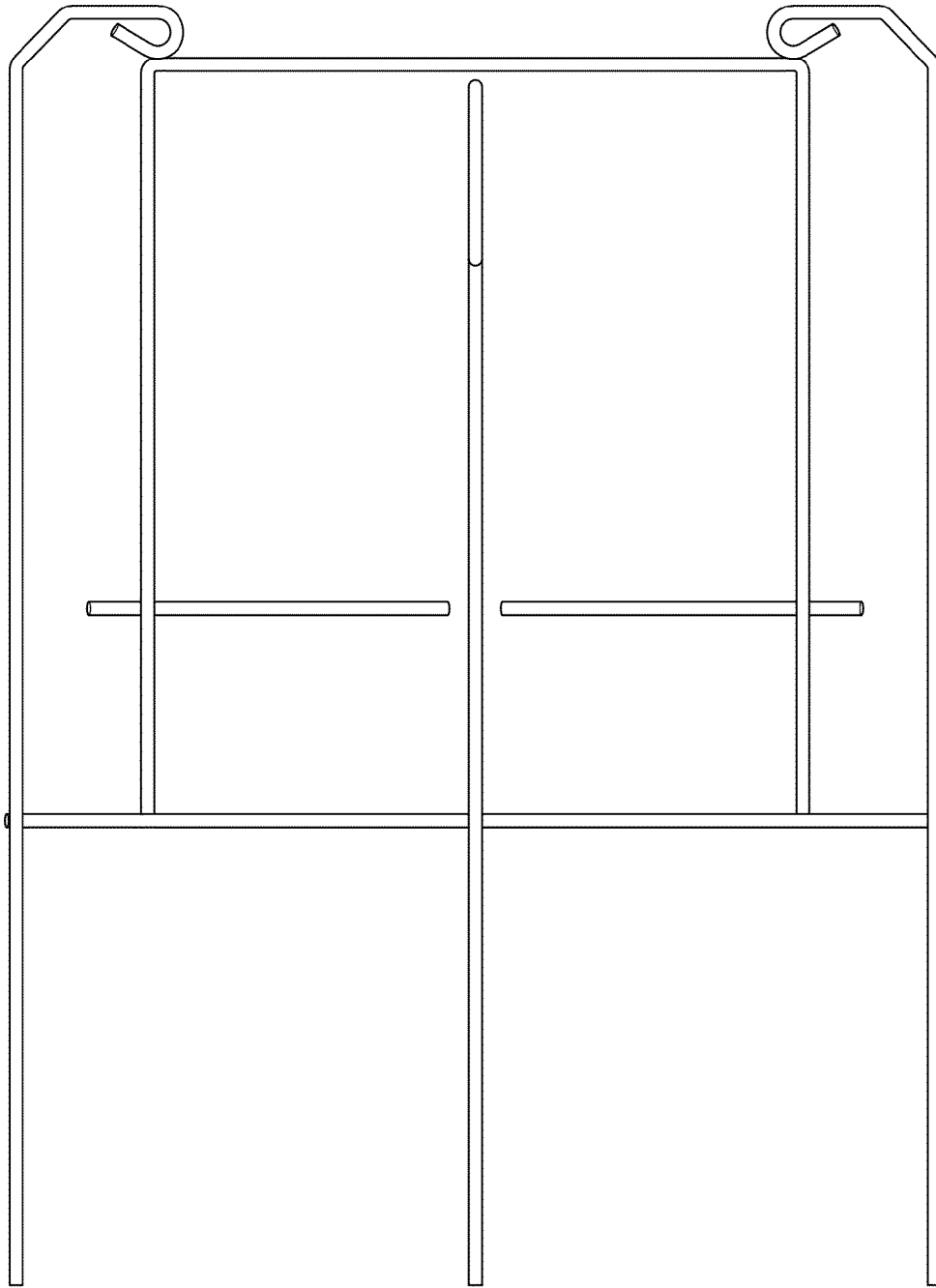


FIG. 2




FIG. 3

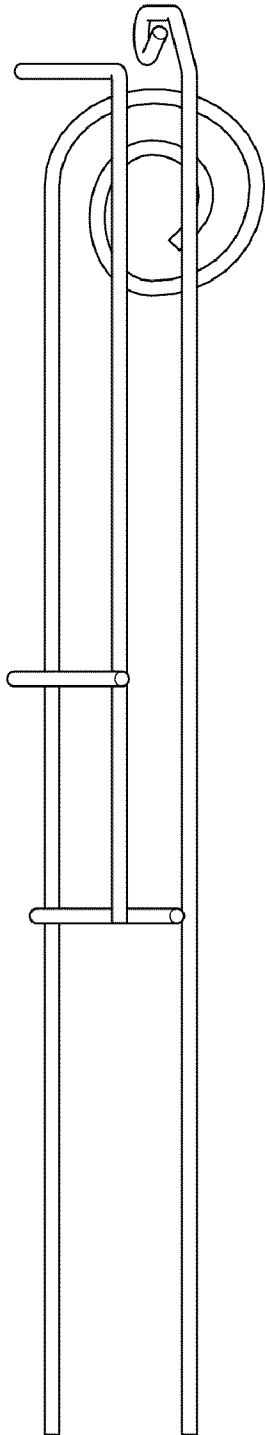


FIG. 4

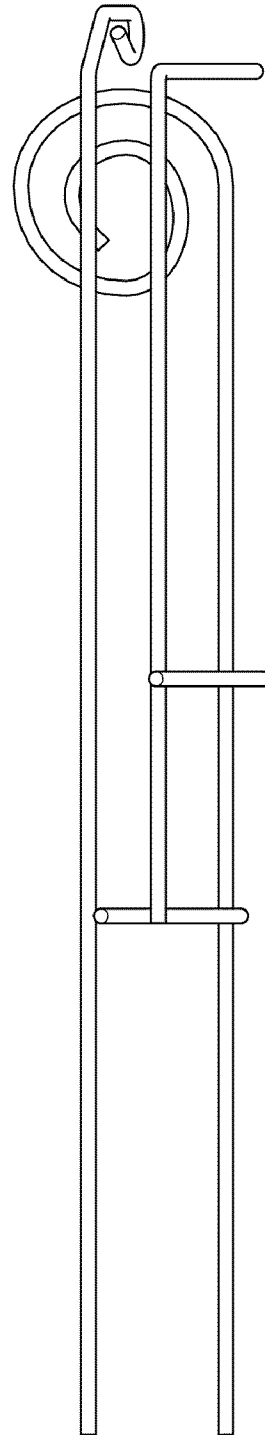


FIG. 5

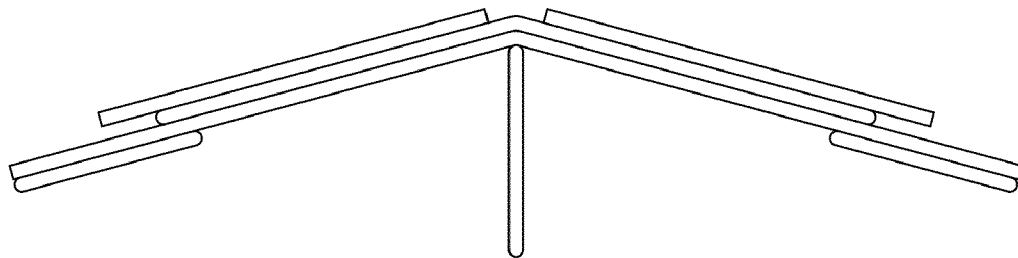


FIG. 6

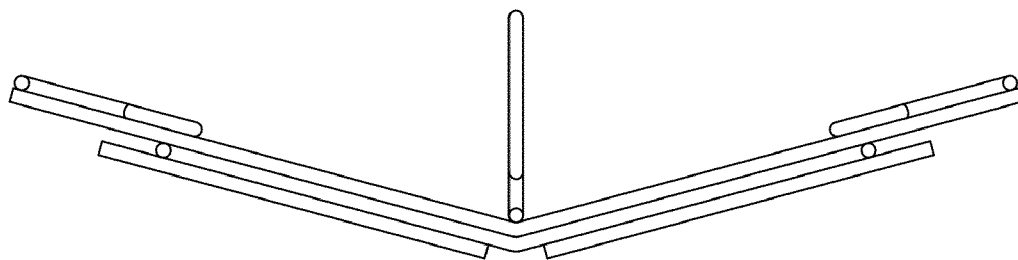


FIG. 7