



US00D690783S

(12) **United States Design Patent**
Chen

(10) **Patent No.:** **US D690,783 S**

(45) **Date of Patent:** **** Oct. 1, 2013**

(54) **JUMP ROPE HANDLE**

(71) Applicant: **Shaoyun Chen**, Shantou (CN)

(72) Inventor: **Shaoyun Chen**, Shantou (CN)

(**) Term: **14 Years**

(21) Appl. No.: **29/444,263**

(22) Filed: **Jan. 29, 2013**

(51) **LOC (9) Cl.** **21-02**

(52) **U.S. Cl.**

USPC **D21/672**

(58) **Field of Classification Search**

USPC D21/662, 672, 682, 684, 694, 798;
D8/107, 303, 307; D24/211, 212, 214, 215;
482/44-46, 49, 81, 82, 107, 121

See application file for complete search history.

(56) **References Cited**

U.S. PATENT DOCUMENTS

85,514	A	*	1/1869	Cross	482/82
D73,755	S	*	11/1927	Mordt	D21/672
D267,075	S	*	11/1982	Wadstrom	D8/107
4,378,007	A	*	3/1983	Kachadourian	601/121
4,563,002	A	*	1/1986	Jardine	482/82
4,872,666	A	*	10/1989	Smith	482/82
D320,752	S	*	10/1991	Koziol	D10/40
D339,180	S	*	9/1993	Taylor	D21/672
D347,154	S	*	5/1994	Ming-Chang	D8/303
D356,407	S	*	3/1995	Smith	D32/31
D384,730	S	*	10/1997	Doughty et al.	D23/252

D402,717	S	*	12/1998	Stark	D21/672
D418,557	S	*	1/2000	Cousins	D21/672
D444,693	S	*	7/2001	Griese et al.	D8/107
6,312,359	B1	*	11/2001	Brundle	482/46
6,641,508	B1	*	11/2003	Ignatovich	482/82
D508,970	S	*	8/2005	Travis	D21/771
D545,168	S	*	6/2007	Rudder	D8/107
D589,773	S	*	4/2009	Finochiaro	D8/80
D622,327	S	*	8/2010	Roos et al.	D21/398
D653,934	S	*	2/2012	Poston	D8/307
D655,815	S	*	3/2012	Miller et al.	D24/133
D669,142	S	*	10/2012	Mattern	D21/682
2005/0255972	A1	*	11/2005	Pak	482/82

* cited by examiner

Primary Examiner — Susan E Krakower

(74) *Attorney, Agent, or Firm* — LaMorte & Associates P.C.


(57) **CLAIM**

The ornamental design for a jump rope handle, as shown and described.

DESCRIPTION

FIG. 1 is a perspective view of the jump rope handle;
FIG. 2 is a front view thereof, the rear view, left side view and right side view being the same;
FIG. 3 is a top view thereof; and,
FIG. 4 is a bottom view thereof.
The broken lines illustrate environmental structure and form no part of the claimed design.

1 Claim, 2 Drawing Sheets



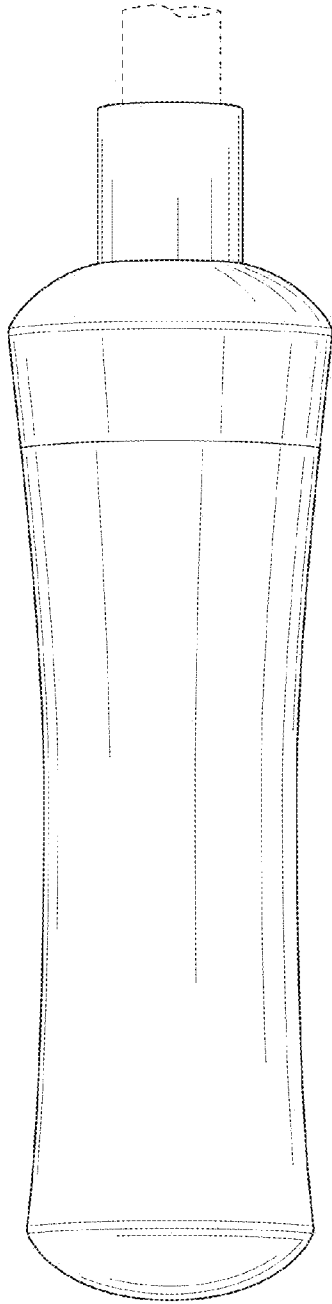


FIG. 1

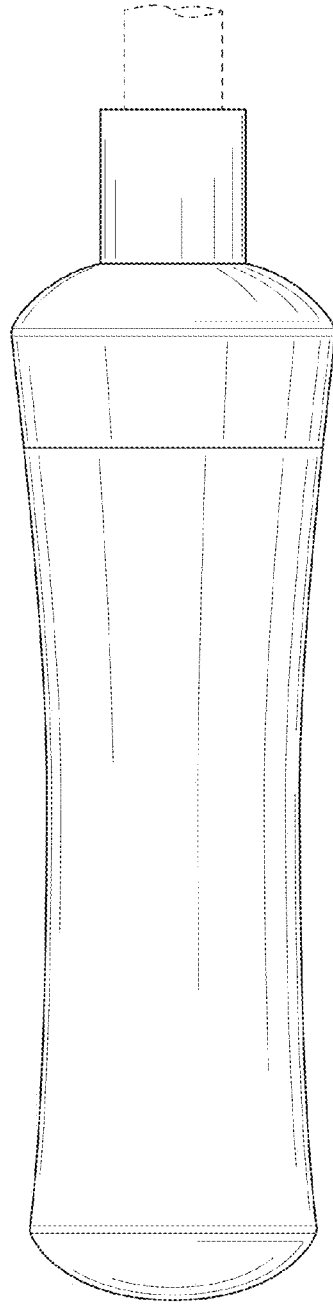


FIG. 2

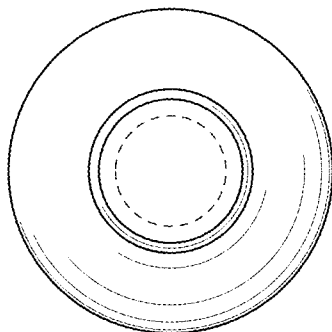


FIG. 3

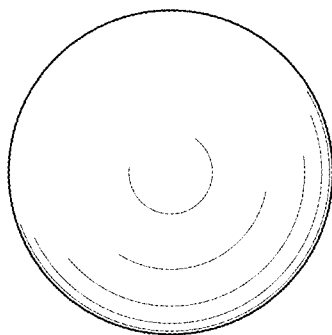


FIG. 4