



US00D709137S

(12) **United States Design Patent**
Goldman et al.

(10) **Patent No.:** **US D709,137 S**

(45) **Date of Patent:** **** Jul. 15, 2014**

(54) **JUMPING TOY WITH BOARD, BALL AND TETHERED HANDLE**

(71) Applicants: **Michael Goldman**, Voorhees, NJ (US);
Thuy Vo, Barrington, NJ (US)

(72) Inventors: **Michael Goldman**, Voorhees, NJ (US);
Thuy Vo, Barrington, NJ (US)

(73) Assignee: **Tucker International LLC**, Voorhees,
NJ (US)

(**) Term: **14 Years**

(21) Appl. No.: **29/462,757**

(22) Filed: **Aug. 7, 2013**

(51) **LOC (10) Cl.** **21-01**

(52) **U.S. Cl.**
USPC **D21/412; D21/421**

(58) **Field of Classification Search**
USPC D21/412, 413, 419, 420, 421; 472/135;
482/77, 112, 121-131, 135, 142, 146

See application file for complete search history.

(56) **References Cited**

U.S. PATENT DOCUMENTS

3,627,314 A *	12/1971	Brown	482/77
D361,604 S *	8/1995	Stroppiana	D21/413
D428,942 S *	8/2000	Lapointe	D21/413
D540,887 S *	4/2007	Goldman et al.	D21/413

* cited by examiner

Primary Examiner — Cynthia M Chin
(74) *Attorney, Agent, or Firm* — LaMorte & Associates, P.C.

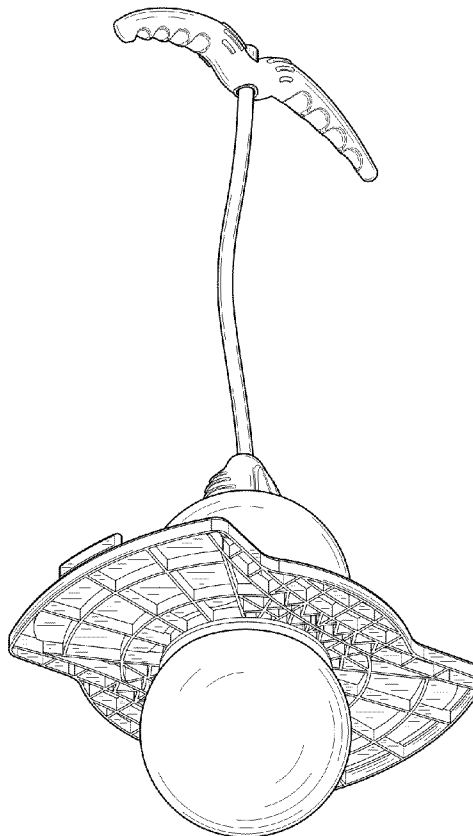
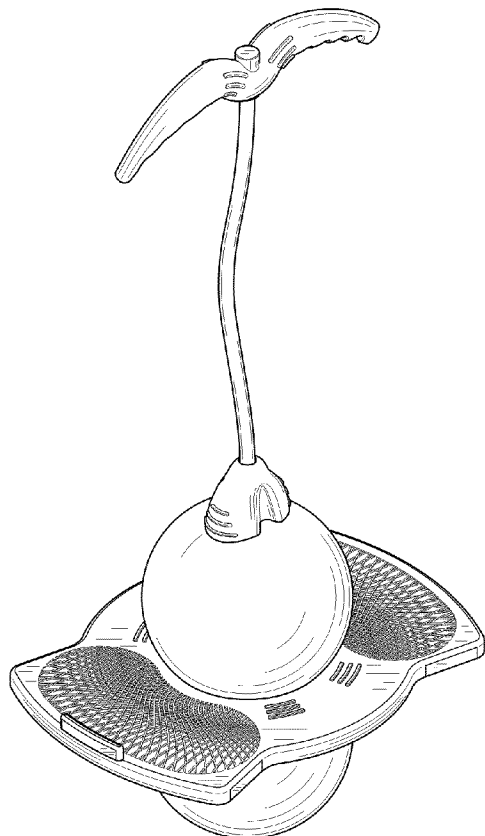
(57) **CLAIM**

The ornamental design for a jumping toy with board, ball and tethered handle, as shown and described.

DESCRIPTION

FIG. 1 is a top perspective view of a jumping toy with board, ball and tethered handle;
FIG. 2 is a bottom perspective view thereof;
FIG. 3 is a front view thereof;
FIG. 4 is a back view thereof;
FIG. 5 is a right side view thereof;
FIG. 6 is a left side view thereof;
FIG. 7 is a top view thereof; and,
FIG. 8 is a bottom view thereof.

1 Claim, 5 Drawing Sheets



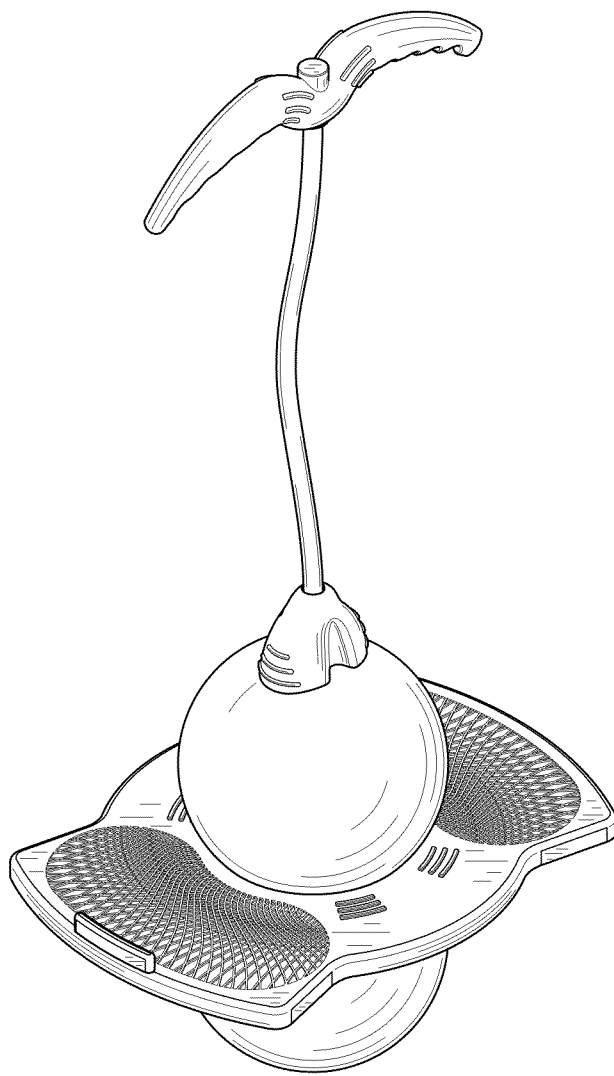


FIG. 1

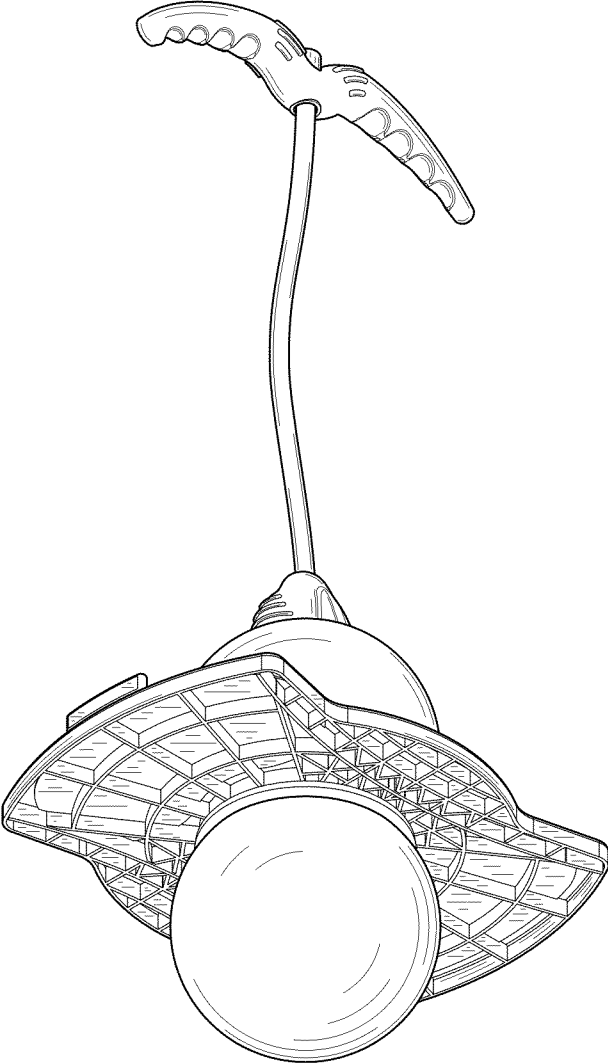


FIG. 2

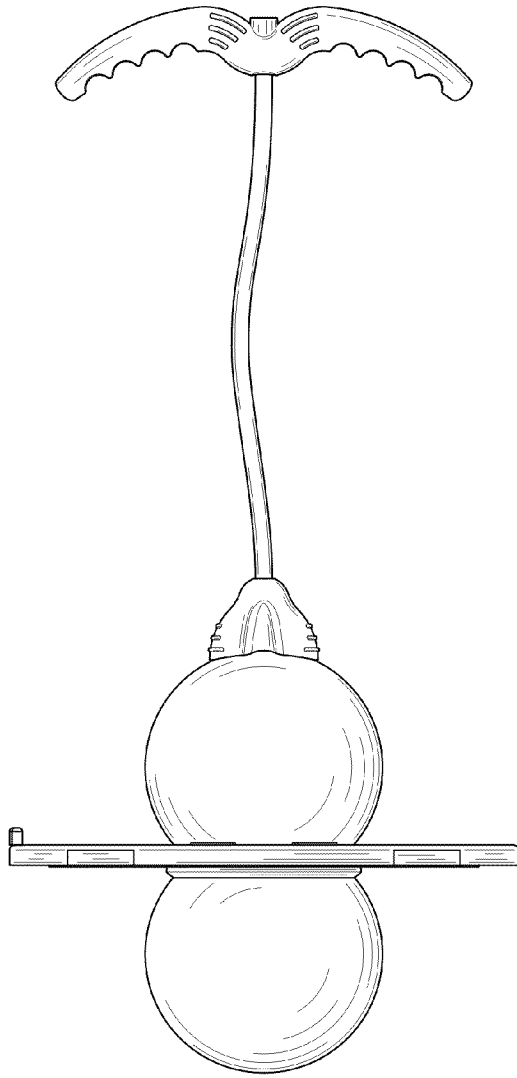


FIG. 3

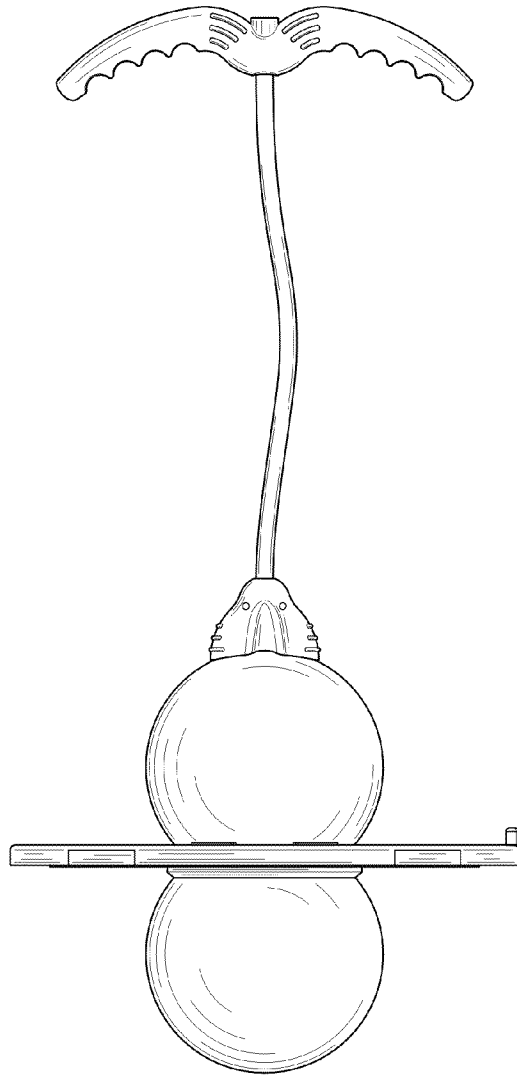


FIG. 4

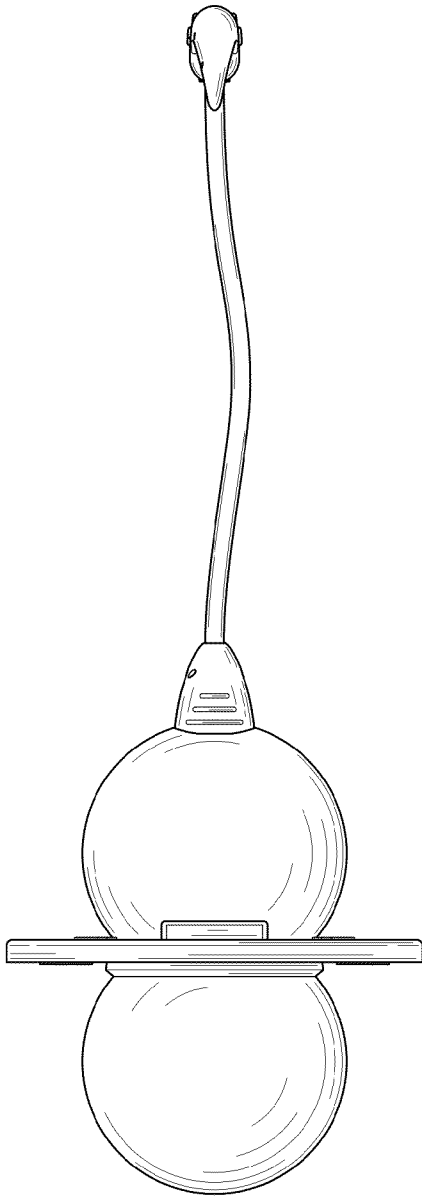


FIG. 5

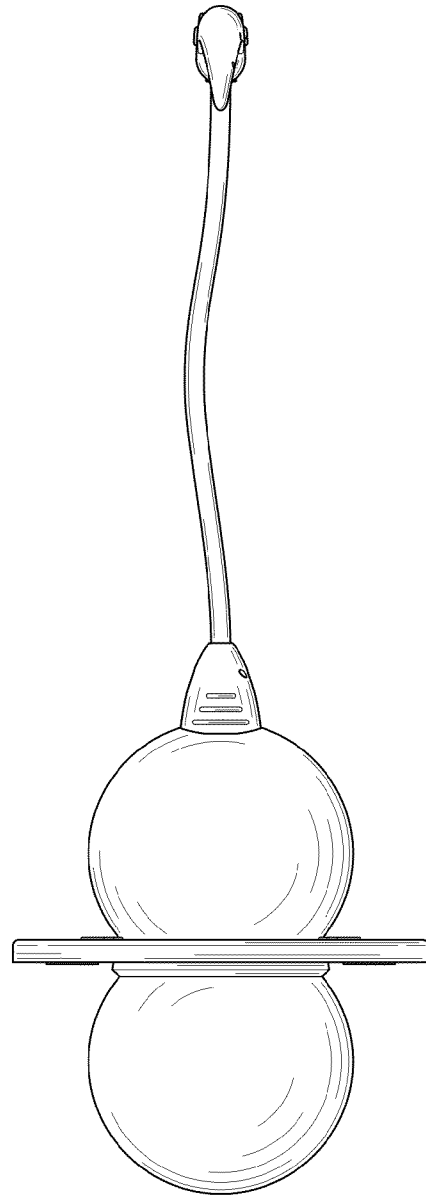


FIG. 6

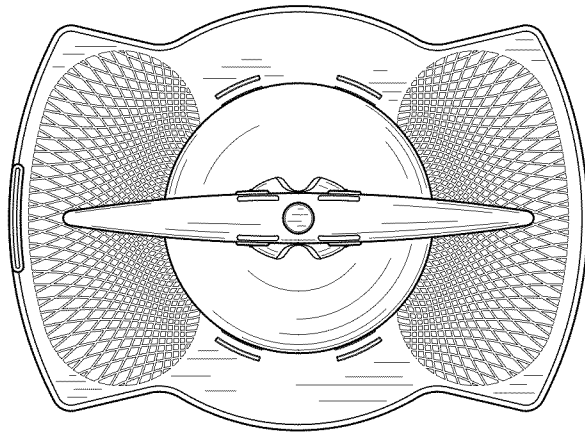


FIG. 7

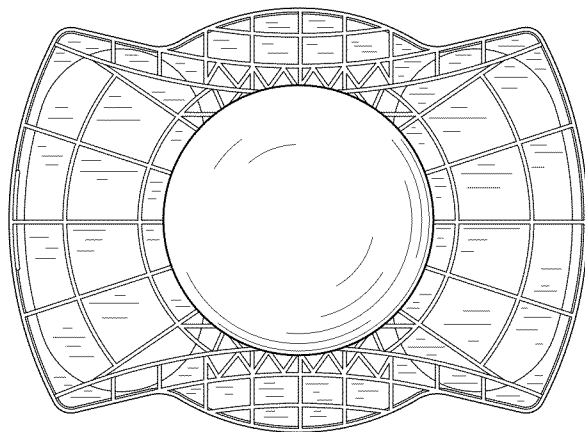


FIG. 8