



US00D725205S

(12) **United States Design Patent**
Rub

(10) **Patent No.:** **US D725,205 S**

(45) **Date of Patent:** **** Mar. 24, 2015**

(54) **TOY BALL WITH PROTRUDING AND INDENTING PANELS**

(71) Applicant: **Barry Rub**, Miami, FL (US)

(72) Inventor: **Barry Rub**, Miami, FL (US)

(**) Term: **14 Years**

(21) Appl. No.: **29/496,656**

(22) Filed: **Jul. 16, 2014**

(51) **LOC (10) Cl.** **21-02**

(52) **U.S. Cl.**
USPC **D21/707; D21/398**

(58) **Field of Classification Search**
USPC D21/386, 398, 466, 478, 479, 498,
D21/707-714; D11/43, 44, 48, 62, 70, 75,
D11/76, 78, 81, 89, 90, 121, 124, 125, 131;
D30/160; D3/208, 209, 211;
473/569-577, 593-614; 119/707-711;
446/4, 96, 175, 219, 220-226, 267,
446/400, 431, 437-439, 457-459, 486;
428/11
See application file for complete search history.

5,236,196	A *	8/1993	Blankenburg et al.	446/87
D357,958	S *	5/1995	Audero, Jr.	D21/713
D433,472	S *	11/2000	Ogg et al.	D21/708
D440,265	S *	4/2001	Cannon	D21/714
6,398,221	B1 *	6/2002	Graham	273/157 R
D485,420	S *	1/2004	Cannon	D99/99
D626,189	S *	10/2010	Lin	D21/713
8,042,812	B2 *	10/2011	Gao	273/153 S
8,087,671	B2 *	1/2012	Houlis	273/153 S
D695,371	S *	12/2013	Hedeen, Jr.	D21/713
D697,566	S *	1/2014	Smith	D21/713
D706,883	S *	6/2014	Hedeen, Jr.	D21/713
2003/0030213	A1 *	2/2003	Graham	273/153 S
2007/0084095	A1 *	4/2007	Wellington	40/327
2008/0230988	A1 *	9/2008	Paquette	273/153 R

FOREIGN PATENT DOCUMENTS

CN	302166120	*	11/2012
CN	302726544	*	1/2014

* cited by examiner

Primary Examiner — Catherine Tuttle
(74) *Attorney, Agent, or Firm* — LaMorte + Associates, P.C.

(57) **CLAIM**
The ornamental design for a toy ball with protruding and indenting panels, as shown and described.

(56) **References Cited**

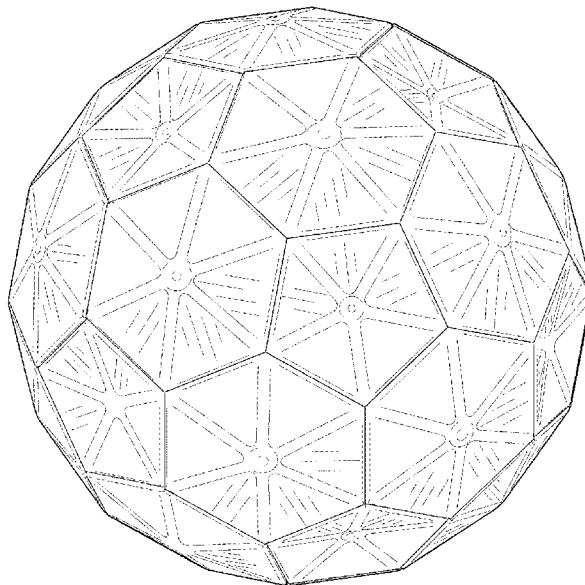
U.S. PATENT DOCUMENTS

D73,182	S *	8/1927	Kasch	D8/310
2,521,703	A *	9/1950	Emmitt	473/596
3,605,324	A *	9/1971	Adams	446/431
D232,571	S *	8/1974	Coffin	D21/479
4,456,258	A *	6/1984	Lodrick	273/241
4,492,723	A *	1/1985	Chadwick, II	428/7
4,558,866	A *	12/1985	Alford	273/153 S
D290,428	S *	6/1987	Johnson	D6/301
5,207,420	A *	5/1993	Crawford et al.	119/707

DESCRIPTION

FIG. 1 is a top perspective view of a toy ball with protruding and indenting panels;
FIG. 2 is a front view, the rear view being identical thereto;
FIG. 3 is a right side view, the left side view being identical thereto;
FIG. 4 is a top view thereof; and,
FIG. 5 is a bottom view thereof.

1 Claim, 5 Drawing Sheets



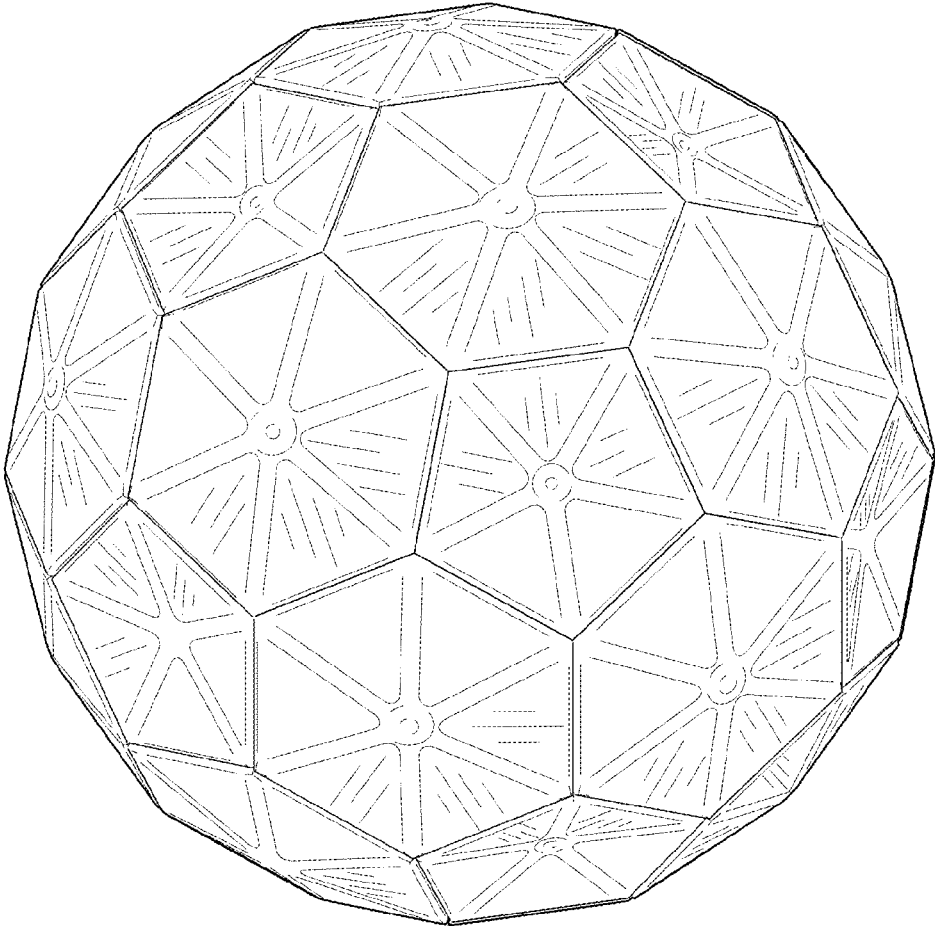


FIG. 1

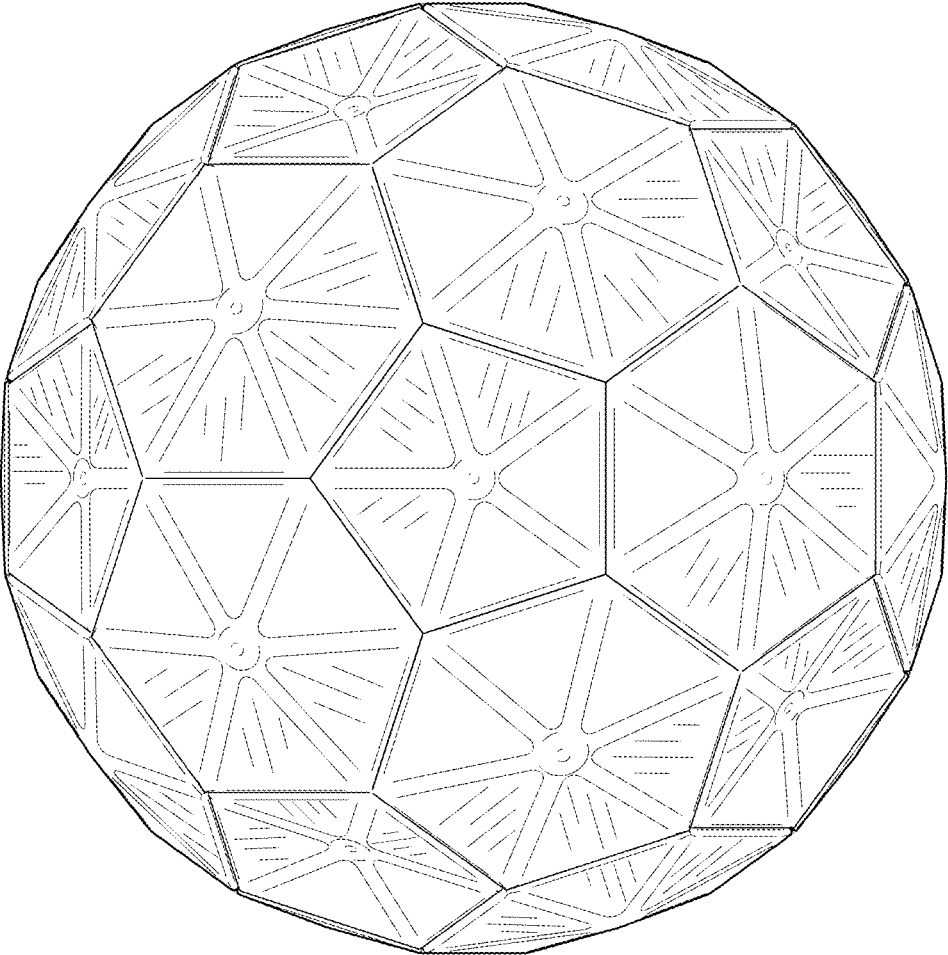


FIG. 2




FIG. 3

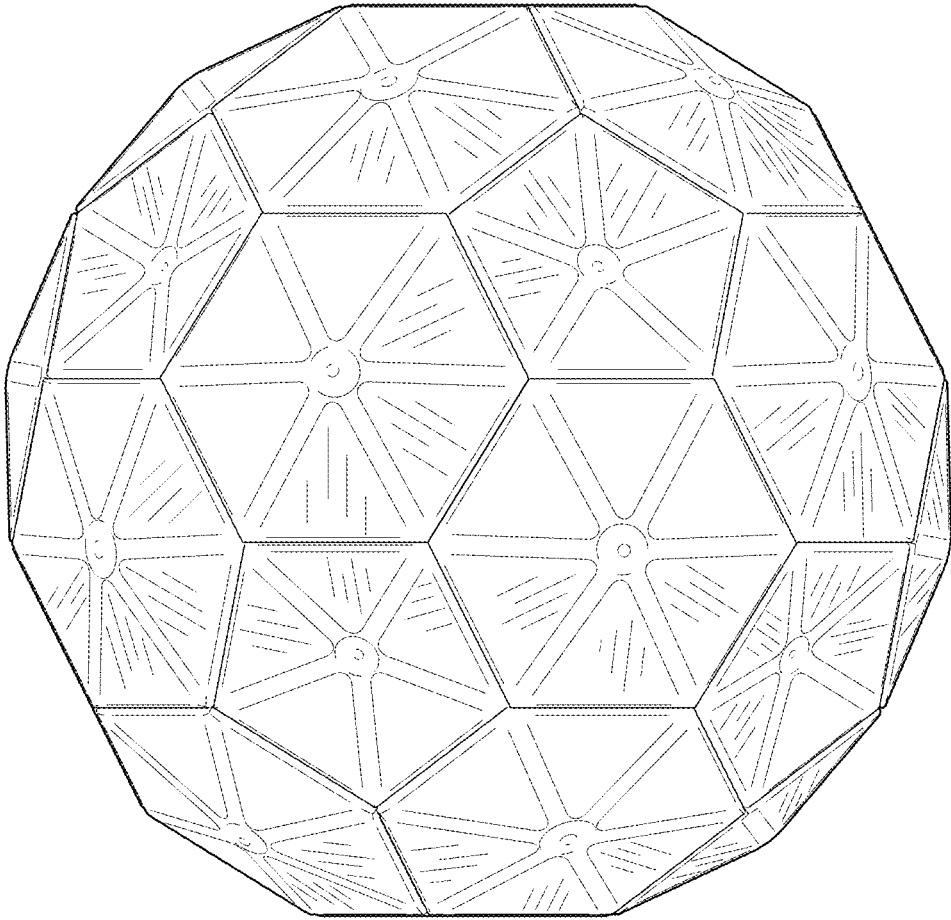


FIG. 4




FIG. 5