



US006139452A

**United States Patent** [19]  
**McSherry et al.**

[11] **Patent Number:** **6,139,452**  
[45] **Date of Patent:** **Oct. 31, 2000**

[54] **PROJECTILE FOR TOSSING GAME AND ASSOCIATED METHOD OF PLAY**

FOREIGN PATENT DOCUMENTS

90/09829 9/1990 WIPO ..... 473/FOR 228

[76] Inventors: **Patrick J McSherry; Beverly A McSherry; Shannon M McSherry**, 30 W. Deep Dale Dr., all of Levittown, Pa. 19056; **Robert Stucky**, 113 Coach Rd., Langhorne, Pa. 19047

*Primary Examiner*—Raleigh W. Chiu  
*Attorney, Agent, or Firm*—LaMorte & Associates P.C.

[57] **ABSTRACT**

A projectile device for use in a tossing game. The projectile has a body with a concave bottom surface and a convex top surface. The body can have any shape, but is preferably triangular, wherein three side edges define the convex top surface and the concave bottom surface. Regardless of the shape of the projectile's body, the body of the projectile has a geometrical center. However, the projectile is fabricated so that the body of the projectile has a center of gravity that does not correspond to the geometrical center of the body. As a result, if the projectile is tossed with a spinning motion, the projectile will not evenly rotate about its geometrical center. The combination of the shape of the projectile, the contours of the projectile and the off-center center of gravity for the projectile make the flight characteristics of the projectile difficult to anticipate. The unpredictability in flight characteristics is a desired novel feature in the tossing game for which the projectile is used.

[21] Appl. No.: **09/287,887**

[22] Filed: **Apr. 7, 1999**

[51] **Int. Cl.<sup>7</sup>** ..... **A63B 65/00**

[52] **U.S. Cl.** ..... **473/569**

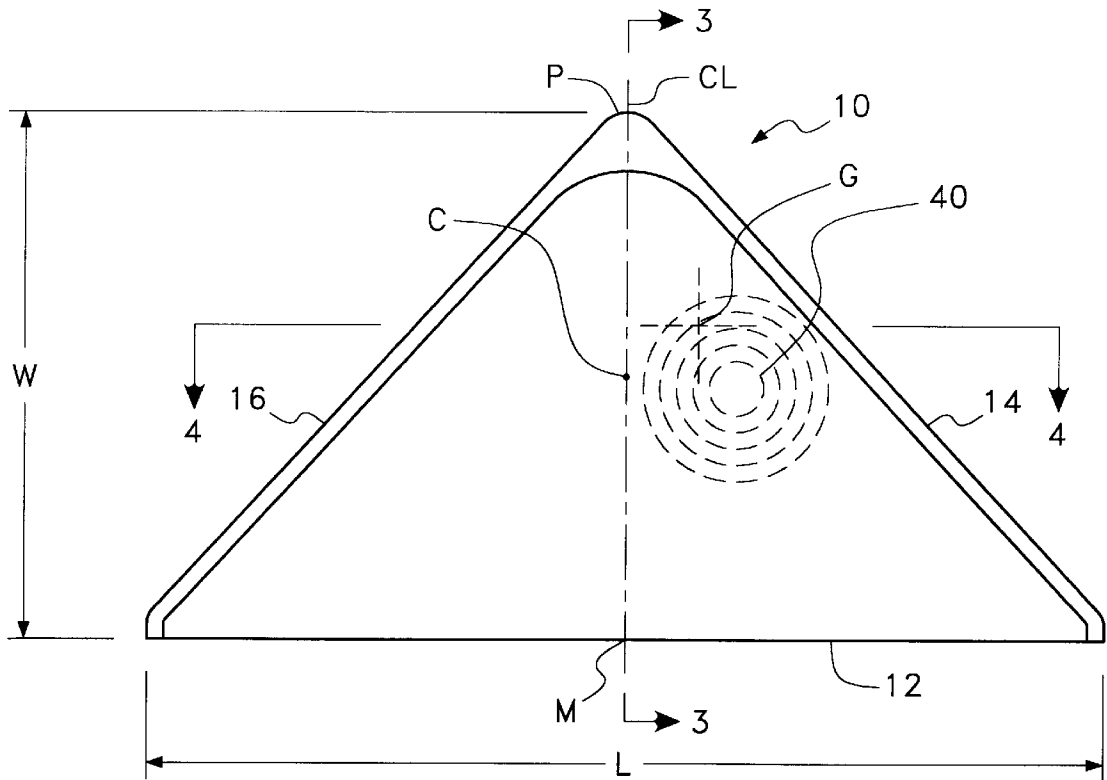
[58] **Field of Search** ..... 273/317; 473/569, 473/588, 590, 595; 446/34, 46

[56] **References Cited**

**U.S. PATENT DOCUMENTS**

D. 219,822	2/1971	Rockaitis	473/569 X
4,378,653	4/1983	O'Brien	446/46
4,555,114	11/1985	Dozier	473/588
5,078,639	1/1992	Kippen	446/34 X
5,213,539	5/1993	Adler	473/590 X
5,257,783	11/1993	Callaghan	473/588 X
5,570,888	11/1996	Robinson et al.	473/588 X

**16 Claims, 7 Drawing Sheets**



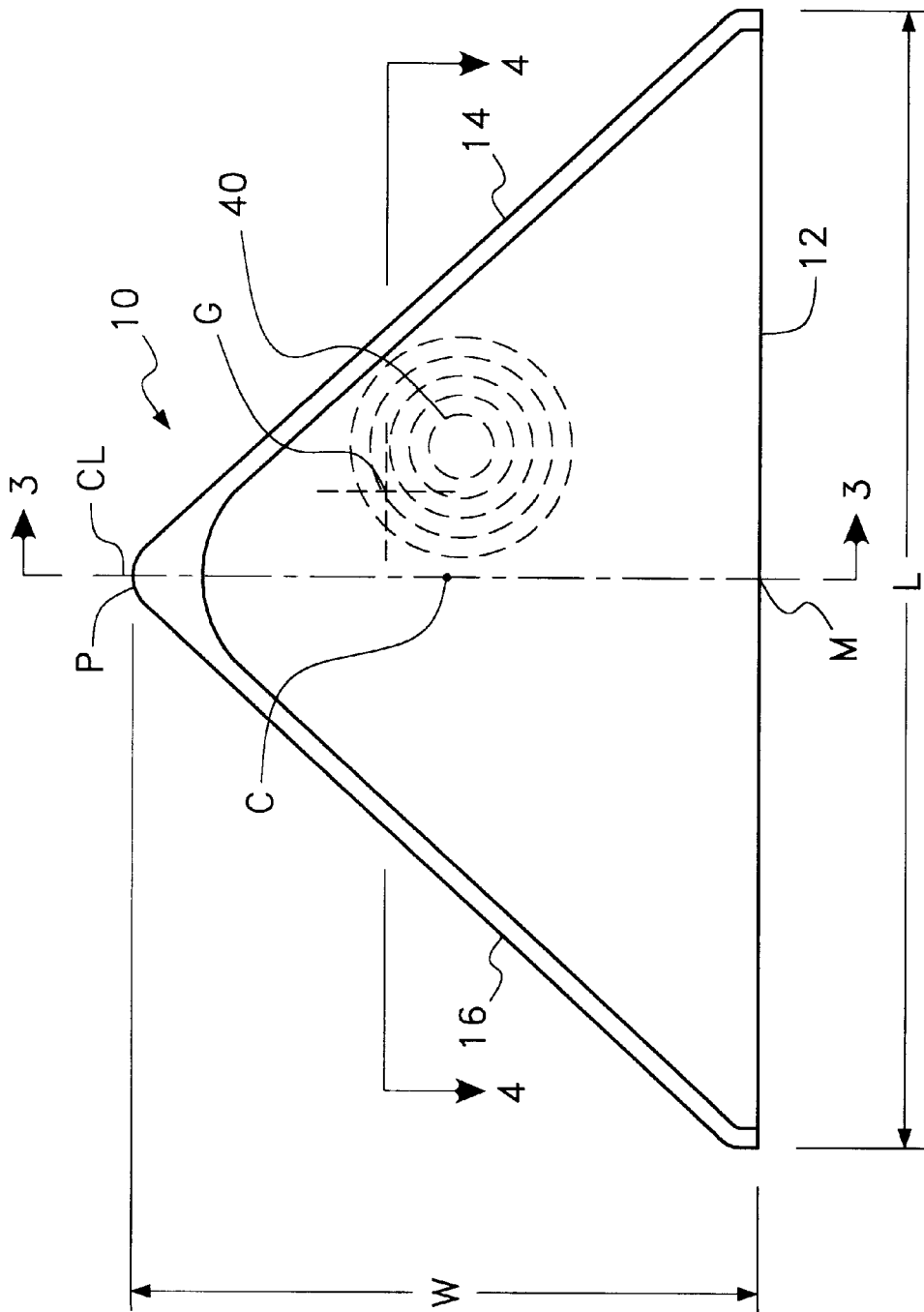


Fig. 1

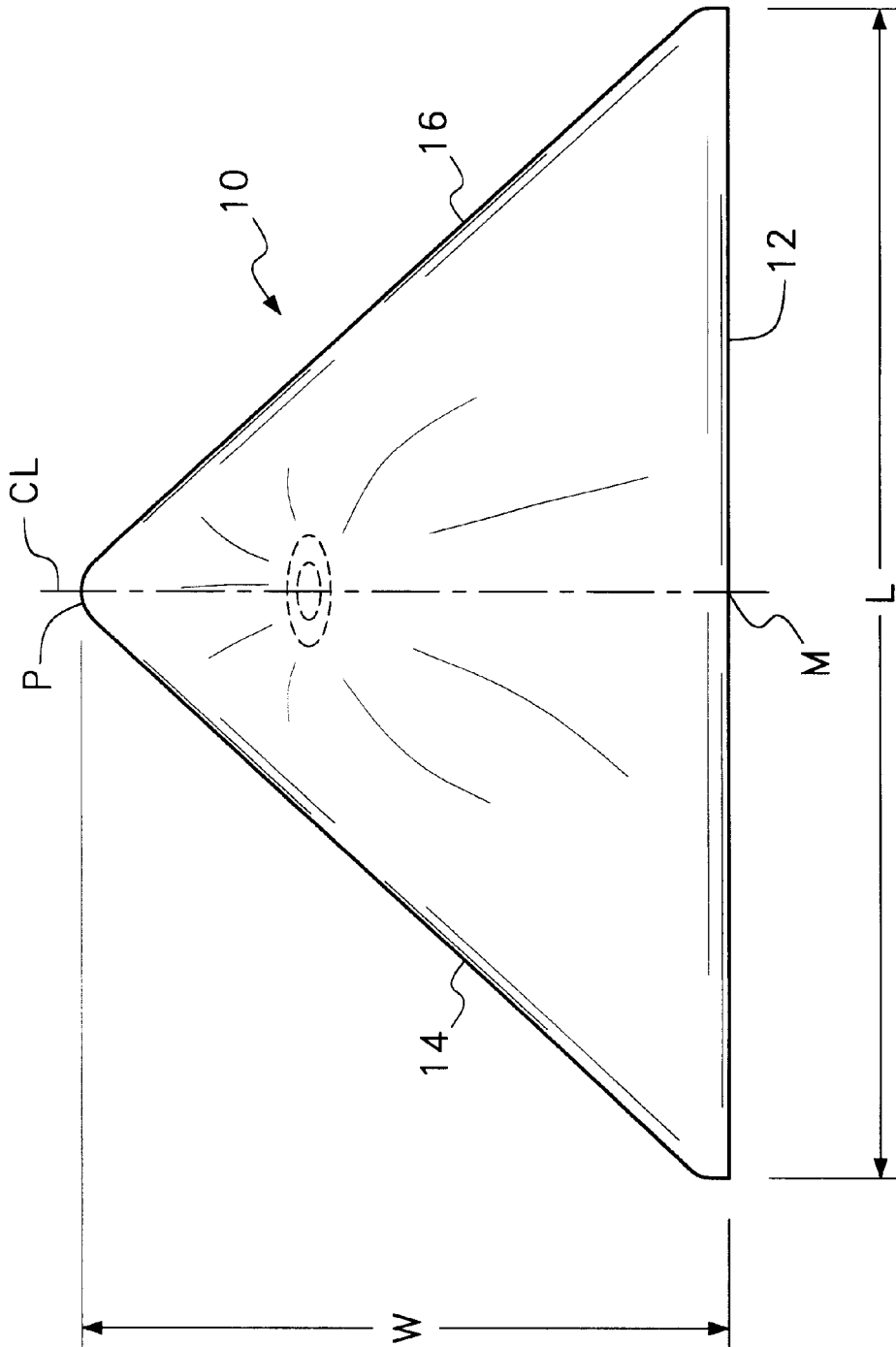


Fig. 2

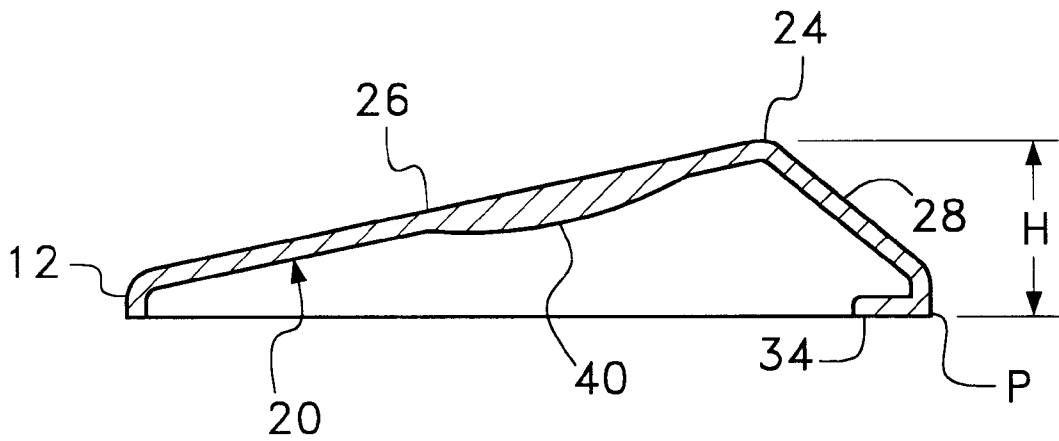


Fig. 3

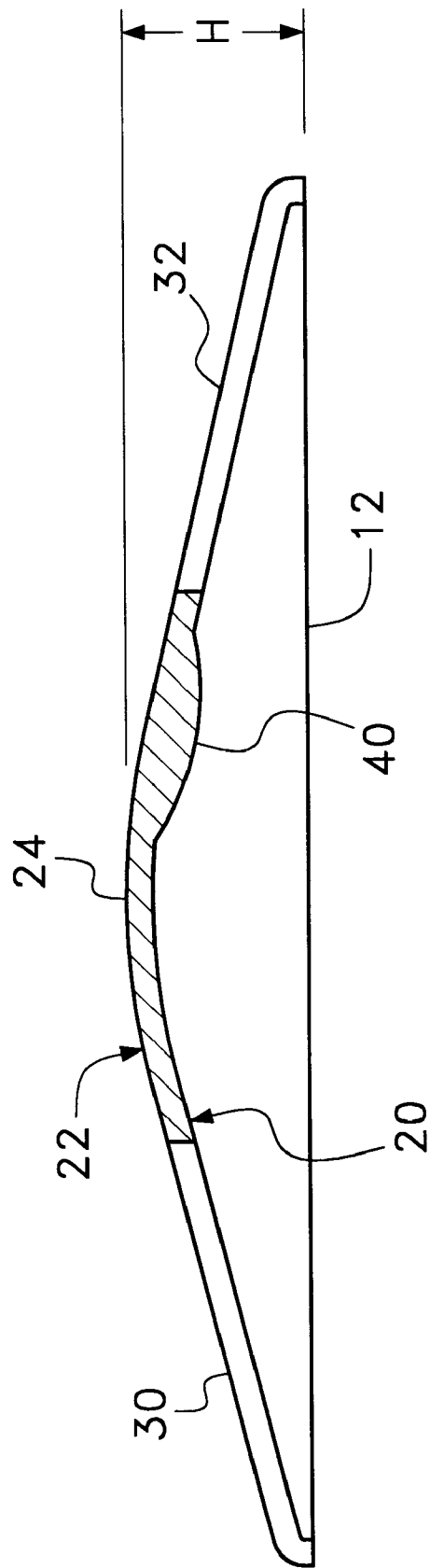


Fig. 4

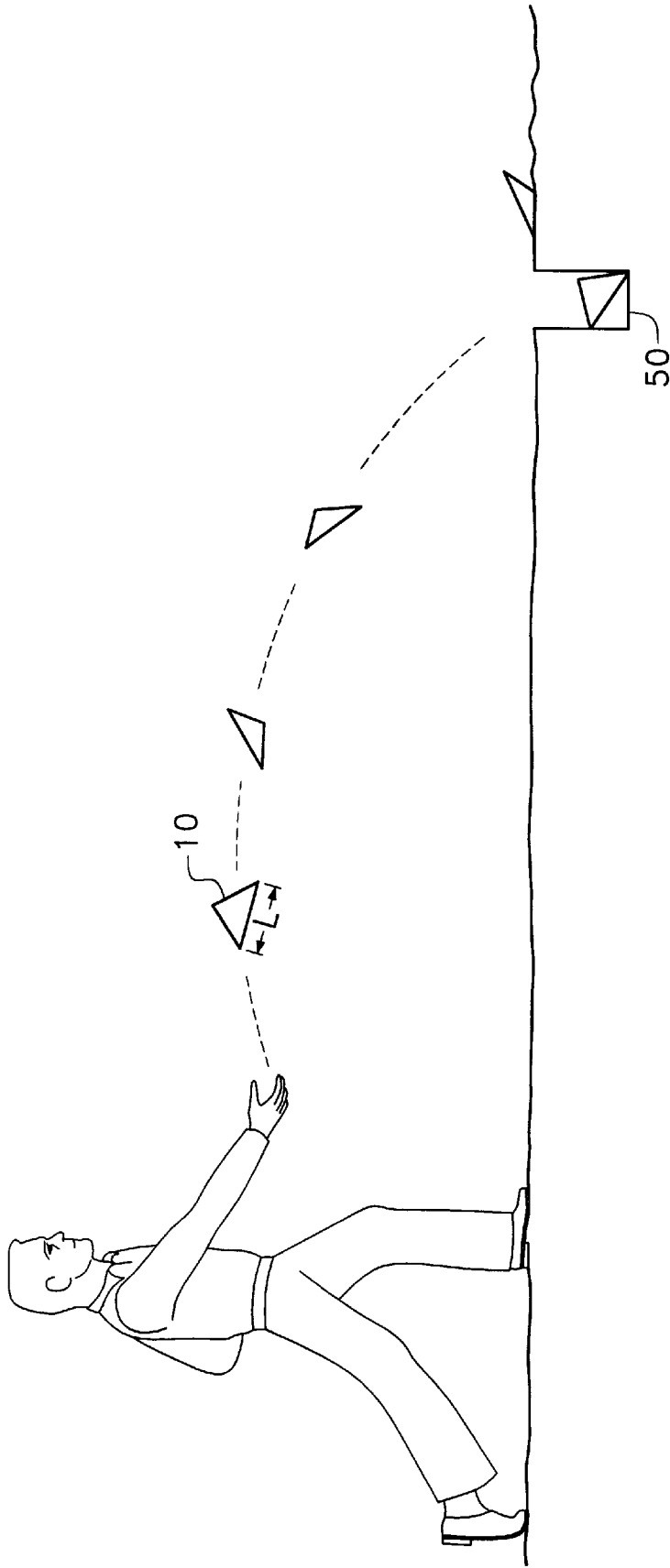


Fig. 5

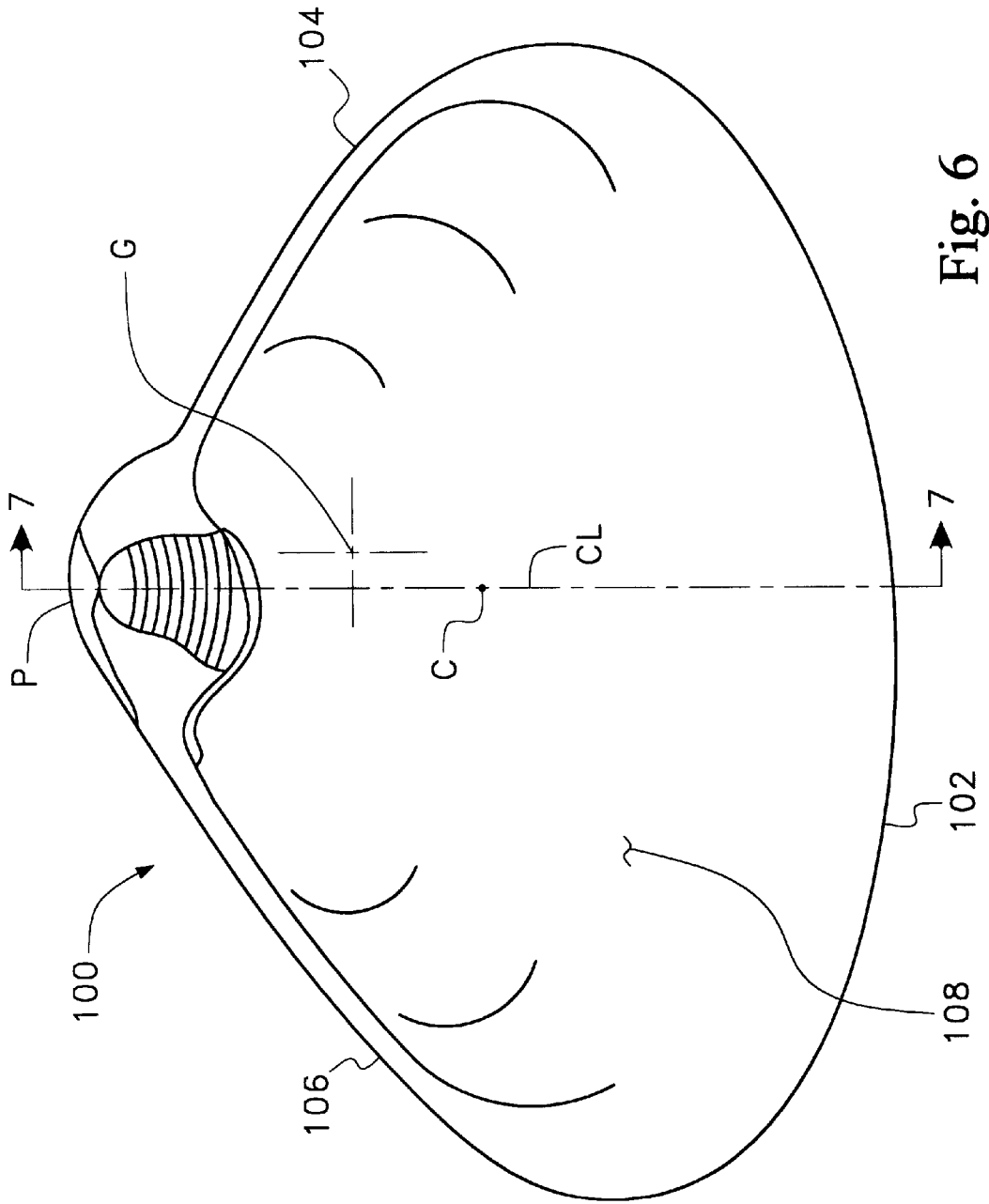


Fig. 6

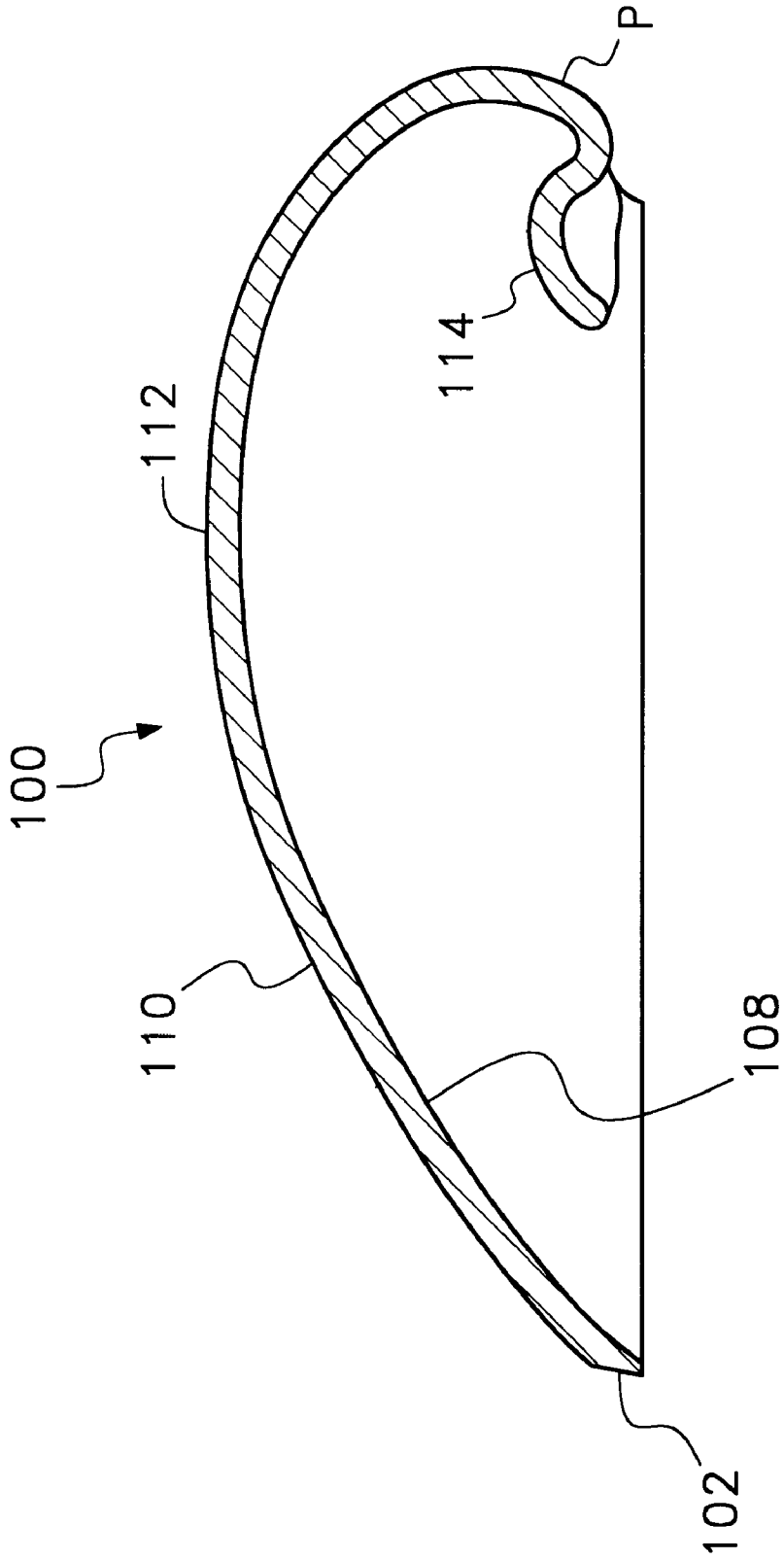


Fig. 7



## PROJECTILE FOR TOSSING GAME AND ASSOCIATED METHOD OF PLAY

### BACKGROUND OF THE INVENTION

#### 1. Field of the Invention

The present invention relates to tossing games where a projectile is tossed by a player toward a target. More particularly, the present invention is related to the structure of the projectile and how that structure effects the flight characteristics of the projectile when tossed.

#### 2. Description of the Prior Art

Over the years, countless people have improvised many different games and activities that can be played at the beach. Many of these games and activities use materials that are found naturally at the beach. For example, people commonly build sand castles with the sand available at the beach. Many other games and activities have been developed that are played with shells, stones, driftwood and other materials that are commonly found along an ocean beach.

In many different improvised games, seashells are used as projectiles and are tossed at a variety of improvised targets. Along the beaches of the north eastern portion of the United States, clam shells are one of the most common prevalent shells found. Clam shells are generally semicircular in shape and can have any length up to eight inches.

In nature, no two seashells are exactly the same. Rather, different shells have different shapes, different sizes, different surface textures and different centers of gravity. As a result, when tossed, no two seashells will fly through the air with the same aerodynamic characteristics. Consequently, when a game is improvised so that seashells are tossed at an object, often the person with the best seashells wins. The game therefore becomes a test of who has the best luck in finding seashells rather than a game of skill.

Even if players in an improvised shell tossing game have generally equivalent shells, that condition changes during the course of the game. If one shell is tossed and strikes another shell, one or both of the shells often break. As a result, the shells no longer have the same shape, mass, center of gravity or aerodynamic properties that they once had. Accordingly, the shells do not fly consistently during the course of the game. Furthermore, when shells are broken due to impact with another shell, shards of the shell break away. The shards often have pointed tips and sharpened edges. Since the game is being played on the beach, the players commonly have bare feet. The shards of broken shells therefore represent a physical danger to both the players and people who may walk across the beach when the game is over.

In a shell tossing game, the availability of shells and the size of the shells found effects the choice of targets used in the game. For instance, if players are tossing shells into a bucket with a five inch diameter open top, obviously shells with lengths longer than five inches would not be used because they would not fit into the target. Similarly, if a target was positioned far away from the tossing point and a strong wind was blowing across the beach, shells with a large mass would be much more preferable than would be lighter shells.

The variability in shell size, shape, flight characteristics and availability make it impractical to standardize any one shell tossing game or maintain statistical records for any one tossing game. Accordingly, shell tossing tournaments and competitions played on different days at different beaches would be problematic.

A need therefore exists for a way to standardize the tossing game so that the game can be consistently played regardless to the location of the beach or the availability of indigenous shells. This need is met by the present invention as described and claimed below.

### SUMMARY OF THE INVENTION

The present invention is a projectile device for use in a tossing game. The projectile has a body with a concave bottom surface and a convex top surface. The body can have any shape, but is preferably triangular, wherein three side edges define the convex top surface and the concave bottom surface. Regardless of the shape of the projectile's body, the body of the projectile has a geometrical center. However, the projectile is fabricated so that the body of the projectile has a center of gravity that does not correspond to the geometrical center of the body. As a result, if the projectile is tossed with a spinning motion, the projectile will not evenly rotate about its geometrical center. The combination of the shape of the projectile, the contours of the projectile and the off-center center of gravity of the projectile make the flight characteristics of the projectile difficult to anticipate. The unpredictability in flight characteristics is a desired novel feature in the tossing game for which the projectile is used.

### BRIEF DESCRIPTION OF THE DRAWINGS

For a better understanding of the present invention, reference is made to the following description of exemplary embodiments thereof, considered in conjunction with the accompanying drawings, in which:

FIG. 1 is a bottom view of an exemplary embodiment of a projectile in accordance with the present invention;

FIG. 2 is a top view of the exemplary embodiment shown in FIG. 1;

FIG. 3 is a cross-sectional view of the embodiment of FIG. 1 viewed along section line 3—3;

FIG. 4 is a cross-sectional view of the embodiment of FIG. 1 viewed along section line 4—4;

FIG. 5 illustrates a preferred method of play utilizing the projectiles of the present invention;

FIG. 6 is a bottom view of an alternate embodiment of a projectile in accordance with the present invention; and

FIG. 7 is a cross-sectional view of the embodiment of FIG. 6 viewed along section line 7—7.

### DETAILED DESCRIPTION OF THE INVENTION

In the prior art, one of the reasons shell tossing games are popular is because of the flight characteristics of a shell. A shell has different surfaces with different contours. When a shell is tossed, the aerodynamics of the shell constantly change as the shell spins in flight. Different players toss shells in different ways in order to create a more predictable flight path for the shell. Players may toss the shell with a slow spin or a quick spin. Alternatively, players may toss the shell so that it flips end-over-end.

The present invention is a projectile that is designed to mimic some of the unpredictable flight characteristics of a natural shell. However, the size of the present invention projectile can be made to a predetermined standard so that different players will be equally matched. Furthermore, the present invention projectile is made of a durable material that will not break when thrown against another projectile of some other hard surface. This eliminates the physical dangers associated with shards of shell that break away from natural shells.

Referring to FIG. 1 and FIG. 2, a first exemplary embodiment of a projectile **10** in accordance with the present invention is illustrated. The projectile **10** is made of a non-brittle material such as plastic, metal, a cured resin or a composite material. The projectile **10** is preferably generally triangular in shape, having a long edge **12** and two shorter side edges **14**, **16**. The long edge **12** of the projectile **10** is the longest part of the projectile **10** having a maximum length **L** of between 2 inches and 10 inches. The widest part of the projectile **10** extends along the center line **CL** of the projectile **10**. The center line **CL** is an imaginary line that extends from the midpoint **M** of the long edge **12** to the convergence point **P** of the two short edges **14**, **16**. The width **W** of the projectile **10** as measured along the center line **CL** is preferably between 2 inches and 8 inches. Depending upon the material used to fabricate the projectile **10**, the projectile **10** preferably has a weight of between 2 ounces and 16 ounces.

Referring to FIG. 3 and FIG. 4, it can be seen that projectile **10** has a generally domed shape that defines and inclosed space. As a result, the bottom surface **20** of the projectile **10** is generally concave and the top surface **22** of the projectile **10** is generally convex. The base of the projectile **10** terminates in a common plane. The highest point of the projectile extends a height **H** above the base plane, wherein the height **H** is preferably between  $\frac{1}{4}$  inch and 3 inches. The highest point of the projectile is the apex **24**. The apex **24** lays upon the center line **CL** (FIG. 1) at some point in between the base edge **12** and the convergence point **P** of the side edges **14**, **16**. All the surfaces of the projectile slope upwardly from the base plane to the apex **24**. Consequently, the projectile **10** has a positively sloped front surface **26** (FIG. 3), a negatively sloped back surface **28** (FIG. 3), a positively sloped left side surface **30** (FIG. 4) and a negatively sloped right side surface **32** (FIG. 4).

The edges of the projectile **10** generally terminate along in a common base plane. However, in the area proximate the point of convergence **P** of the side edges, the edge of the projectile **10** is turned under to produce a hooked lip **34** (FIG. 3). The hooked lip **34** is useful in grasping the projectile **10** and tossing the projectile **10** end-over-end.

Referring to FIG. 2, FIG. 3 and FIG. 4, it can be seen that an area of increased mass **40** is disposed in one side of the center line **CL** at a point between the long edge **12** and the convergence point **P** of the side edges **14**, **16**. The purpose of the area of increased mass **40** is to move the center of gravity **G** of the projectile **10** to a point that is not in the geometrical center **C** of the object. As a result, if the projectile **10** is tossed with a spinning motion, the projectile **10** will not rotate evenly around its geometrical center **C**.

Referring to FIG. 5, the purpose of the projectiles **10** and a method of play can be described. To ready the game for play at least one hole **50** is dug in the ground a predetermined distance from a throwing point. The hole **50** is preferably round, having a diameter that is between 25% and 100% larger than the maximum length **L** of the projectile. The distance between the throwing point and the target hole **50** is preferably at least 10 feet but can be between 5 feet and 25 feet depending upon the size and mass of the selected projectile and weather conditions. Players take turns tossing the projectiles **10** toward the target hole **50**. Players that toss the projectile **10** into the hole **50** receive points. The number of tosses and the point amounts awarded for each successful toss can of course be varied by the players.

The projectile **10** can be tossed in any manner preferred by the players. The triangular, convex/concave shape of the

projectile **10** helps it catch the air and float like a disk when thrown with a rotating motion. However, due to the center of gravity of the projectile **10** not being in the geometrical center of the projectile **10**, any toss of the projectile **10** with a rotating motion will cause the projectile **10** to spin in an uneven manner and therefore fly in an unpredictable manner. Alternatively, a person can toss the projectile **10** by flipping it end-over-end. The hook lip **34** (FIG. 3) helps a person hold the projectile **10** and toss it end-over-end. If the projectile **10** is tossed end-over-end, the concave and convex surfaces of the projectile will alternately face the oncoming wind. The unsymmetrical shape of these surfaces will also cause the projectile **10** to fly in an unpredictable manner.

Regardless of how the projectile **10** is tossed, each projectile is identical. As a result, any two projectiles **10** thrown in the same manner and under the same conditions should perform in the same manner. This enables players to develop tossing skills for different conditions, whereby the better skilled player will win the game. This differs greatly from the prior art where the player with the best projectiles and the best luck typically won the game.

Referring to FIG. 6 and FIG. 7, an alternate exemplary embodiment of a projectile **100** is shown in accordance with the present invention. In this embodiment the projectile **100** is formed to superficially have the appearance of one half of a clam shell. However, the novel features shared with the initial embodiment are still present. For instance, it can be seen that the bottom of the projectile terminates in a common plane. The projectile **100** itself is generally triangular in shape having a long edge **102** and two shorter side edges **104**, **106**. The bottom surface **108** of the projectile **100** is concave, while the top surface **110** of the projectile **100** is convex. The top surface **110** of the projectile **100** has an apex point **112**, wherein all of the surfaces on the top of the projectile **100** slop toward the apex point **112**. The apex point **112** is positioned on an imaginary center line **CL** that extends from the middle of the long edge **102** to the point of convergence **P** between the two side edges **104**, **106**.

The area of the projectile **100** proximate the point of convergence **P** between the side edges is hooked under to create a small lip **114**. The lip **114** enables a player to easily grip the projectile **100** and throw it end-over-end. Referring solely to FIG. 6, it can be seen that the projectile **100** is not formed symmetrically. As a result, the center of gravity **G** for the projectile **100** does not fall on the imaginary center line **CL**. As a result, if the projectile **100** is tossed with a spinning motion, the projectile **100** will not rotate evenly around its geometrical center **C**. The triangular, convex/concave shape of the projectile **100** helps it catch the air and float like a disk when thrown with a rotating motion. However, due to the center of gravity **G** of the projectile **100** not being in the geometrical center **C** of the projectile **100**, any toss of the projectile **100** with a rotating motion will cause the projectile **100** to spin in an uneven manner and therefore fly in an unpredictable manner. Alternatively, a person can toss the projectile **100** by flipping it end-over-end. The hook lip **114** (FIG. 7) helps a person hold the projectile **100** and toss it end-over-end. If the projectile **100** is tossed end-over-end, the concave and convex surfaces of the projectile **100** will alternately face the oncoming wind, wherein both surface act differently with respect to aerodynamics. The unsymmetrical shape of these surfaces will also cause the projectile to fly in an unpredictable manner.

It will be understood that the various figures described above illustrate only two preferred embodiments of the present invention. A person skilled in the art can therefore make numerous alterations and modifications to the shown

5

embodiment utilizing functionally equivalent components to those shown and described. All such modifications are intended to be included within the scope of the present invention as defined by the appended claims.

What is claimed is:

1. A projectile device for use in a tossing game, comprising:

a body having a concave bottom surface, a convex top surface, a geometrical center and a center of gravity located at a point other than said geometrical center, wherein said body is made from a non-brittle material selected from a group consisting of metal, plastic, resin-based and composite materials.

2. The device according to claim 1, wherein body is generally triangular in shape and said convex top surface and said concave bottom surface share a common long edge and two side edges.

3. The device according to claim 1, wherein said side edges meet at a convergence point and said geometrical center lays on an imaginary line that extends from said convergence point to a midpoint of said long edge.

4. The device according to claim 3, wherein said convex top surface has an apex point that lays on said imaginary line between said convergence point and said long edge, wherein all surfaces on said convex top surface slope toward said apex point.

5. The device according to claim 3 wherein a lip is disposed on said bottom surface proximate said convergence point.

6. The device according to claim 1, wherein said body is configured to mimic the appearance of a seashell.

7. A projectile device for use in a tossing game, comprising:

a generally triangular body having three edges;  
a convex top surface disposed between said three edges;  
and

6

a concave bottom surface disposed between said three edges, wherein said body is made from a material selected from a group consisting of metal, plastic, resin-based and composite materials, and said body has a geometrical center and a center of gravity that does not correspond in position with said geometrical center.

8. The device according to claim 7, wherein said three edges includes a base edge and two side edges, wherein said side edges meet at a convergence point and said geometrical center lays on an imaginary line that extends from said convergence point to a midpoint of said base edge.

9. The device according to claim 8, wherein said convex top surface has an apex point that lays on said imaginary line between said convergence point and said base edge, wherein all surfaces on said convex top surface slope toward said apex point.

10. The device according to claim 8, wherein a lip is disposed on said bottom surface proximate said convergence point.

11. The device according to claim 8, wherein said base edge is longer than either of said side edges.

12. The device according to claim 8, wherein said base edge is between 2 inches and 10 inches in length.

13. The device according to claim 12 wherein said body has a width of between 2 inches and 8 inches.

14. The device according to claim 9 wherein said body has a height at said apex point of between ¼ inch and three inches.

15. The device according to claim 14 wherein said body has a mass of between 2 ounces and 16 ounces.

16. The device according to claim 7, wherein said body is configured to mimic the appearance of a seashell.

\* \* \* \* \*