



US00D717893S

(12) **United States Design Patent**  
**Chen**

(10) **Patent No.:** **US D717,893 S**

(45) **Date of Patent:** **\*\* Nov. 18, 2014**

(54) **FROG SHAPED CATCHING PAD**

(71) Applicant: **Shaoyun Chen, Shantou (CN)**

(72) Inventor: **Shaoyun Chen, Shantou (CN)**

(\*\*) Term: **14 Years**

(21) Appl. No.: **29/462,957**

(22) Filed: **Aug. 10, 2013**

(51) **LOC (10) Cl.** ..... **21-02**

(52) **U.S. Cl.**  
USPC ..... **D21/732**

(58) **Field of Classification Search**  
USPC ..... D21/722, 729, 731, 732; 473/518, 458;  
D29/113-115  
See application file for complete search history.

(56) **References Cited**

**U.S. PATENT DOCUMENTS**

4,208,051	A *	6/1980	Robertson	.....	473/458
4,516,774	A *	5/1985	Nankivell	.....	473/518
4,874,168	A *	10/1989	Wright	.....	473/458
D314,599	S *	2/1991	Birmingham	.....	D21/732

D321,030	S *	10/1991	Hessling et al.	.....	D21/732
D360,920	S *	8/1995	Lessard	.....	D21/731
D381,129	S *	7/1997	Lawrence	.....	D29/115
D383,180	S *	9/1997	Briggs	.....	D21/732

\* cited by examiner

*Primary Examiner* — Mitchell Siegel

(74) *Attorney, Agent, or Firm* — LaMorte & Associates, P.C

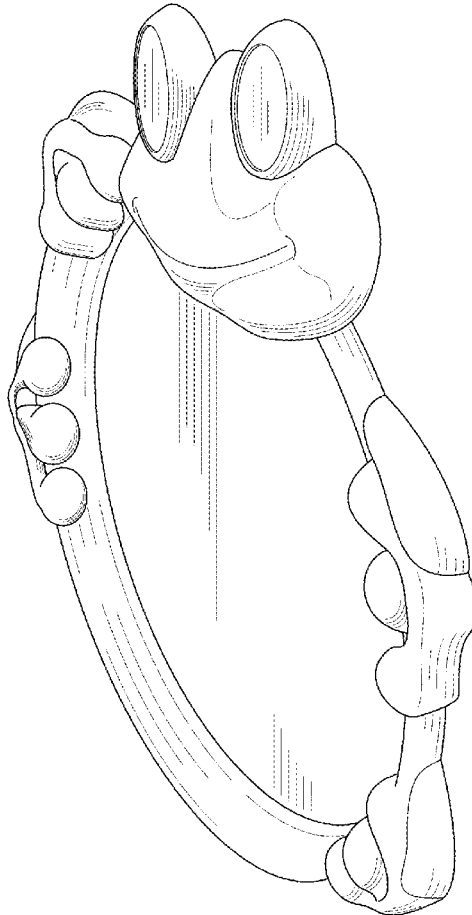
(57) **CLAIM**

The ornamental design for a frog shaped catching pad, as shown and described.

**DESCRIPTION**

FIG. 1 is a front perspective view of a frog shaped catching pad;  
FIG. 2 is a rear perspective view thereof;  
FIG. 3 is a front view thereof;  
FIG. 4 is a rear view thereof;  
FIG. 5 is a right side view thereof;  
FIG. 6 is a left side view thereof;  
FIG. 7 is a top view thereof; and,  
FIG. 8 is a bottom view thereof.

**1 Claim, 6 Drawing Sheets**



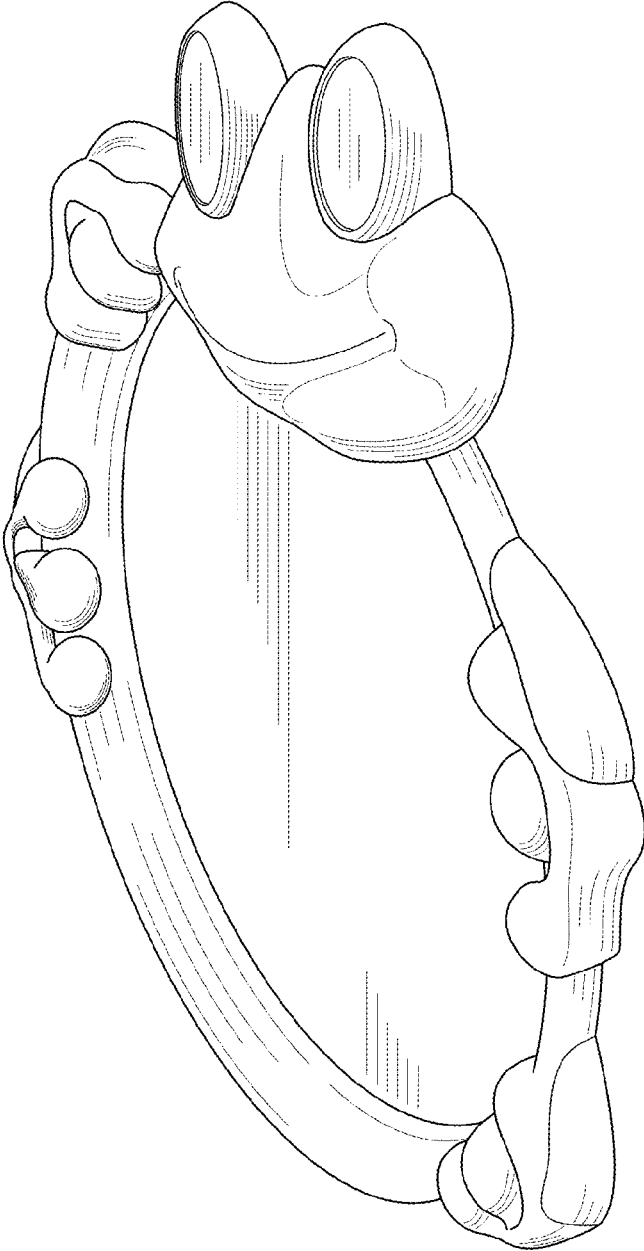


FIG. 1




FIG. 2




FIG. 3

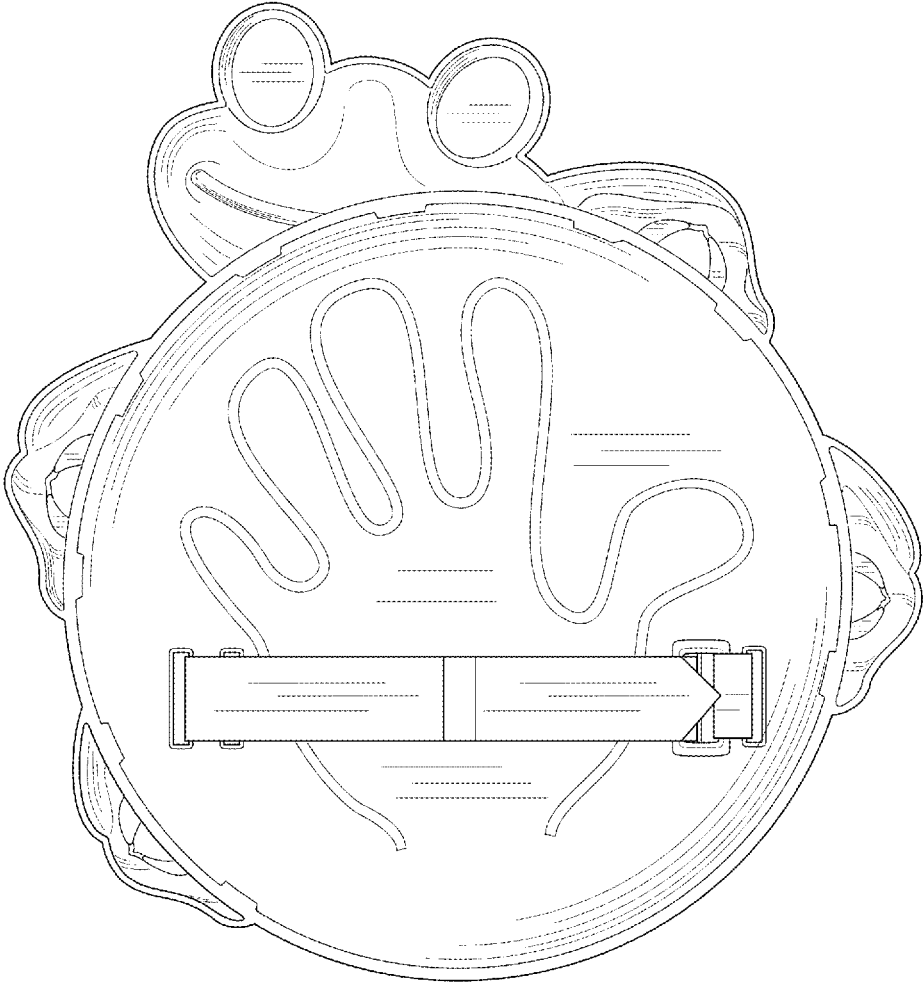


FIG. 4

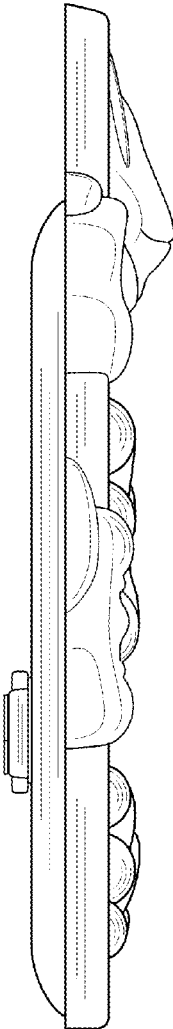


FIG. 5

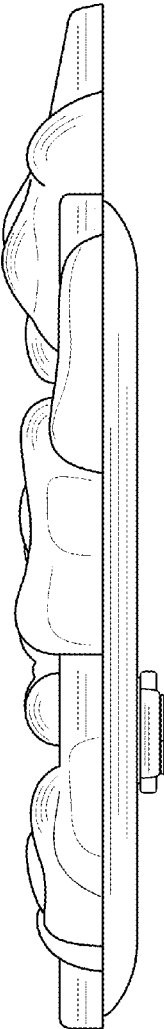


FIG. 6

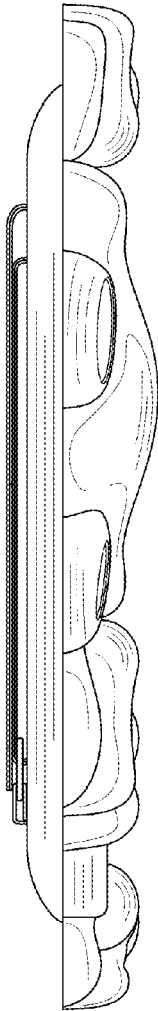


FIG. 7

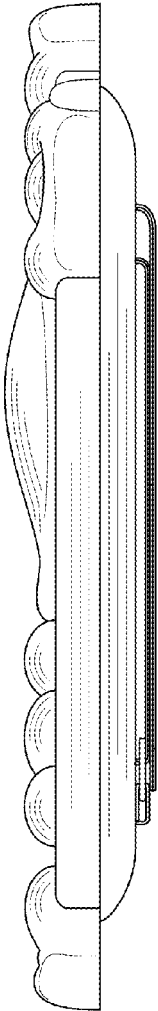


FIG. 8