



United States Patent [19]
Gordon

[11] **Patent Number:** **Des. 369,671**
[45] **Date of Patent:** ****May 14, 1996**

[54] **CLOSURE FOR ADJUSTING AN
AUTOMOBILE SHOULDER STRAP**

[75] Inventor: **Bruce Gordon**, King of Prussia, Pa.

[73] Assignee: **Eze-A-Belt, Inc.**, King of Prussia, Pa.

[**] Term: **14 Years**

[21] Appl. No.: **21,606**

[22] Filed: **Apr. 20, 1994**

[52] U.S. Cl. **D2/639; D11/218**

[58] **Field of Search** **D11/218; D2/639,**
D2/600, 609, 637; D20/22, 27; 297/463,
482; 224/224, 227, 264

[56] **References Cited**

U.S. PATENT DOCUMENTS

D. 285,383	9/1986	Anthony	D11/218
D. 290,349	6/1987	Kasai	D11/218
D. 303,456	9/1989	Selisky	D11/218
D. 313,204	12/1990	Bodt	D11/218
D. 317,829	7/1991	Willett et al.	D2/369

D. 331,835	12/1992	Welch	D2/639
D. 343,284	1/1994	Jaramillo	D2/639

Primary Examiner—Ralf Seifert
Attorney, Agent, or Firm—Eric A. LaMorte

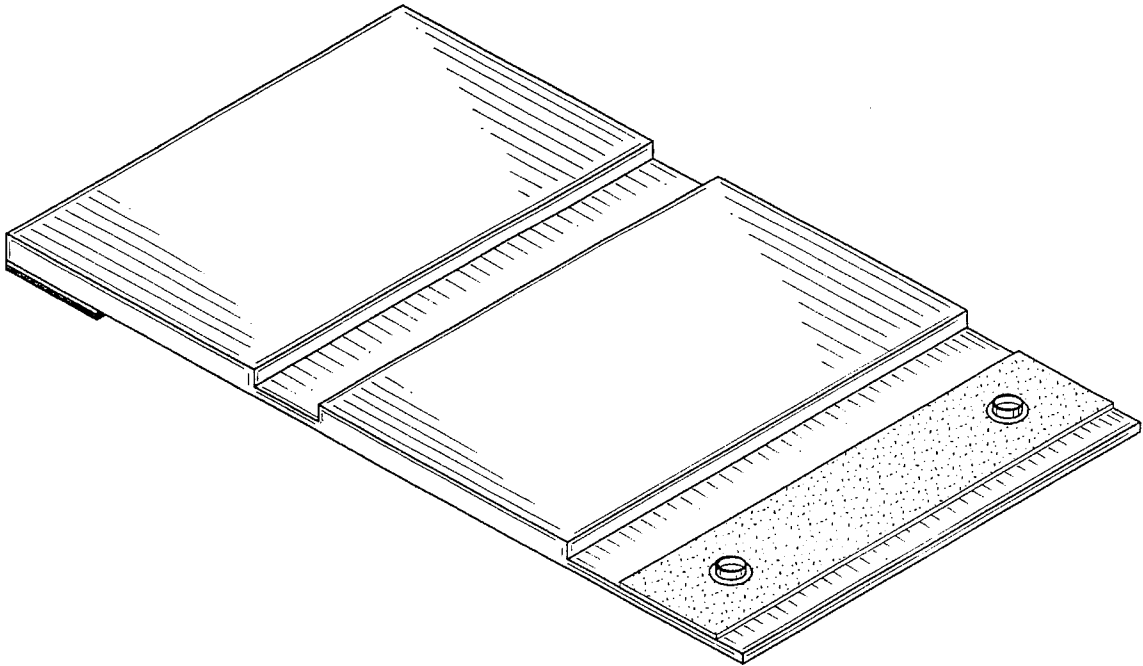
[57] **CLAIM**

The ornamental design for a closure for adjusting an automobile shoulder strap, as shown and described.

DESCRIPTION

FIG. 1 is a perspective view of an closure for adjusting an automobile shoulder strap according to the present invention, shown in an open condition; FIG. 2 is a perspective view shown in a closed condition; FIG. 3 is an open top view thereof; FIG. 4 is a closed top view thereof; FIG. 5 is an open bottom view thereof; FIG. 6 is a closed bottom view thereof; FIG. 7 is an open front view thereof; FIG. 8 is an open rear view thereof; and, FIG. 9 is an open right view thereof, wherein the left view is a mirror image of FIG. 9.

1 Claim, 4 Drawing Sheets



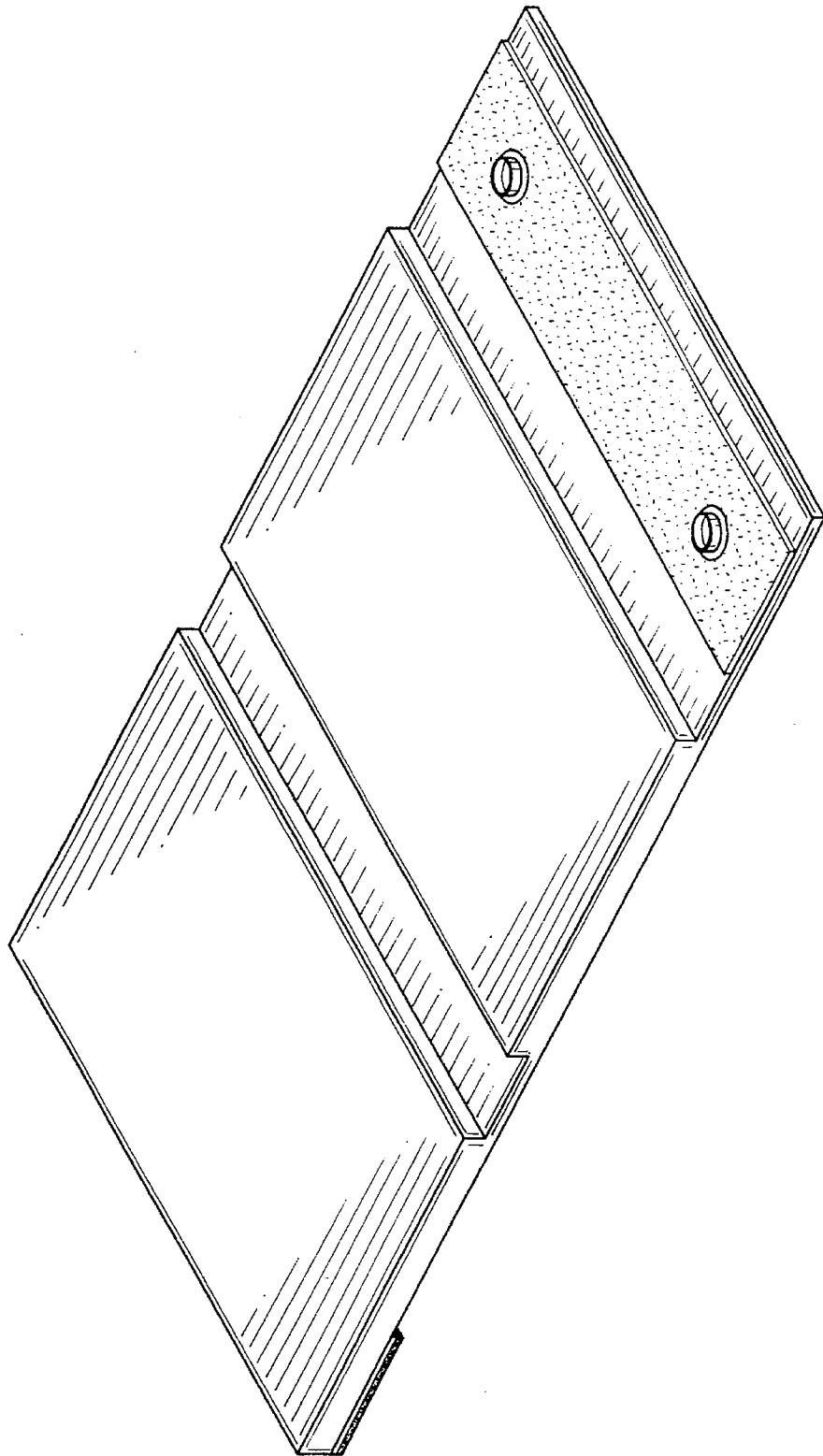


FIG-1

FIG-2

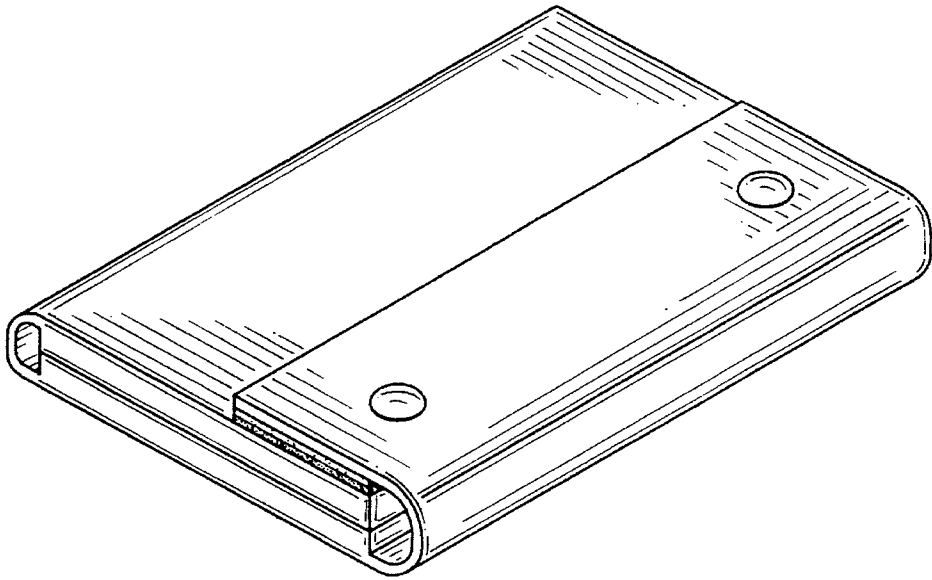


FIG-3




FIG-4




FIG-5




FIG-6




FIG-7




FIG-8

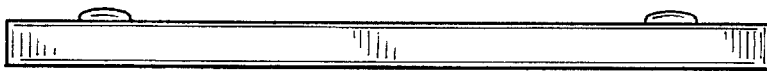


FIG-9

