



US00D536047S

(12) **United States Design Patent**
Chernick et al.

(10) **Patent No.:** **US D536,047 S**

(45) **Date of Patent:** **** Jan. 30, 2007**

(54) **TETHERED TENTACLE BALLS WITH A CENTRAL HOOP**

6,280,356 B1 * 8/2001 Sandeen 473/614
6,645,101 B1 * 11/2003 Wong 473/614

(76) Inventors: **Mark Chernick**, 19180 144th Ave.,
NE., Woodinville, WA (US) 98072;
Webb T. Nelson, 19180 144th Ave.,
NE., Woodinville, WA (US) 98072

(**) Term: **14 Years**

(21) Appl. No.: **29/244,412**

(22) Filed: **Dec. 12, 2005**

(51) **LOC (8) Cl.** **21-01**

(52) **U.S. Cl.** **D21/707; D21/398**

(58) **Field of Classification Search** D21/707-714,
D21/398, 400, 466, 597; D30/160; D11/117,
D11/121, 125, 157, 158, 184; 473/569-614;
446/219, 486, 487, 490; 428/4, 5, 11, 12,
428/15-17

See application file for complete search history.

(56) **References Cited**

U.S. PATENT DOCUMENTS

4,055,858 A	*	11/1977	Traenkle	2/240
4,411,431 A	*	10/1983	Judice	473/200
4,756,529 A	*	7/1988	Stillinger	473/614
4,991,841 A	*	2/1991	Paranto	473/609
D317,489 S	*	6/1991	Stillinger	D21/707
5,186,457 A	*	2/1993	Cole	473/575
5,516,099 A	*	5/1996	Strong	473/614
D406,545 S	*	3/1999	Deginther	D11/121
5,879,251 A	*	3/1999	Rose	473/576
5,961,406 A	*	10/1999	Hass	473/576
6,026,534 A	*	2/2000	Gonda et al.	15/207.2
D431,848 S	*	10/2000	Hubbard	D21/713

OTHER PUBLICATIONS

SPORTIME(R) Fall 2002 Catalog, p. 170: "Surecatch" Ball (TM).*

U.S. Toy(R) Co., Inc. Fall/Winter 2003 catalog, p. 74: Sticky Grabbers (item 7945) and Sticky Wuni Balls (item 7987).*

Hong Kong Toys Jan. 2003, p. 904: "Sea Urchin" shown among the "Ocean Animal Splatters".*

Sea urchin shown on webpage: <http://web.archive.org/web/20030328113234/http://www.magnergraphix.com/ScubaPics/creaturepix/Urchin.JPG>.*

* cited by examiner

Primary Examiner—Catherine Tuttle

(74) *Attorney, Agent, or Firm*—LaMorte & Associates

(57) **CLAIM**

The ornamental design for the tethered tentacle balls with a central hoop, as shown and described.

DESCRIPTION

FIG. 1 is a perspective view of assembly of the tethered tentacle balls with a central hoop in accordance with the present invention;

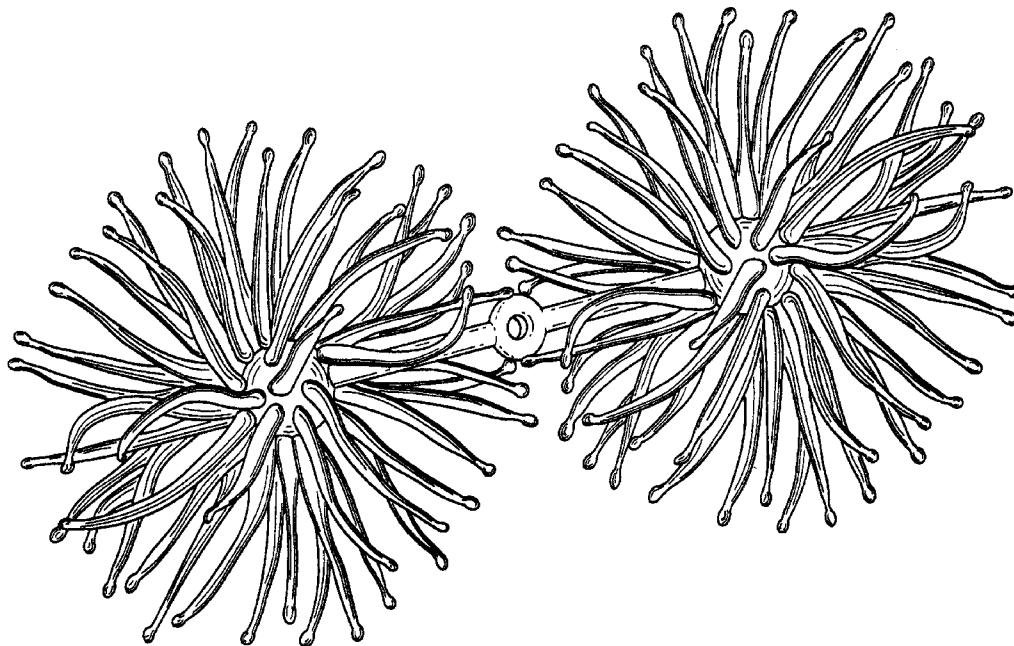
FIG. 2 is a front view thereof;

FIG. 3 is a right side view thereof; and,

FIG. 4 is a top view thereof.

The visual appearance of the opposing sides of FIGS. 2-4 is essentially the same as in the views presented, any differences being due to the degree of irregularity in the spacings and/or positions of the flexible tentacles that can be seen in the views provided.

1 Claim, 4 Drawing Sheets



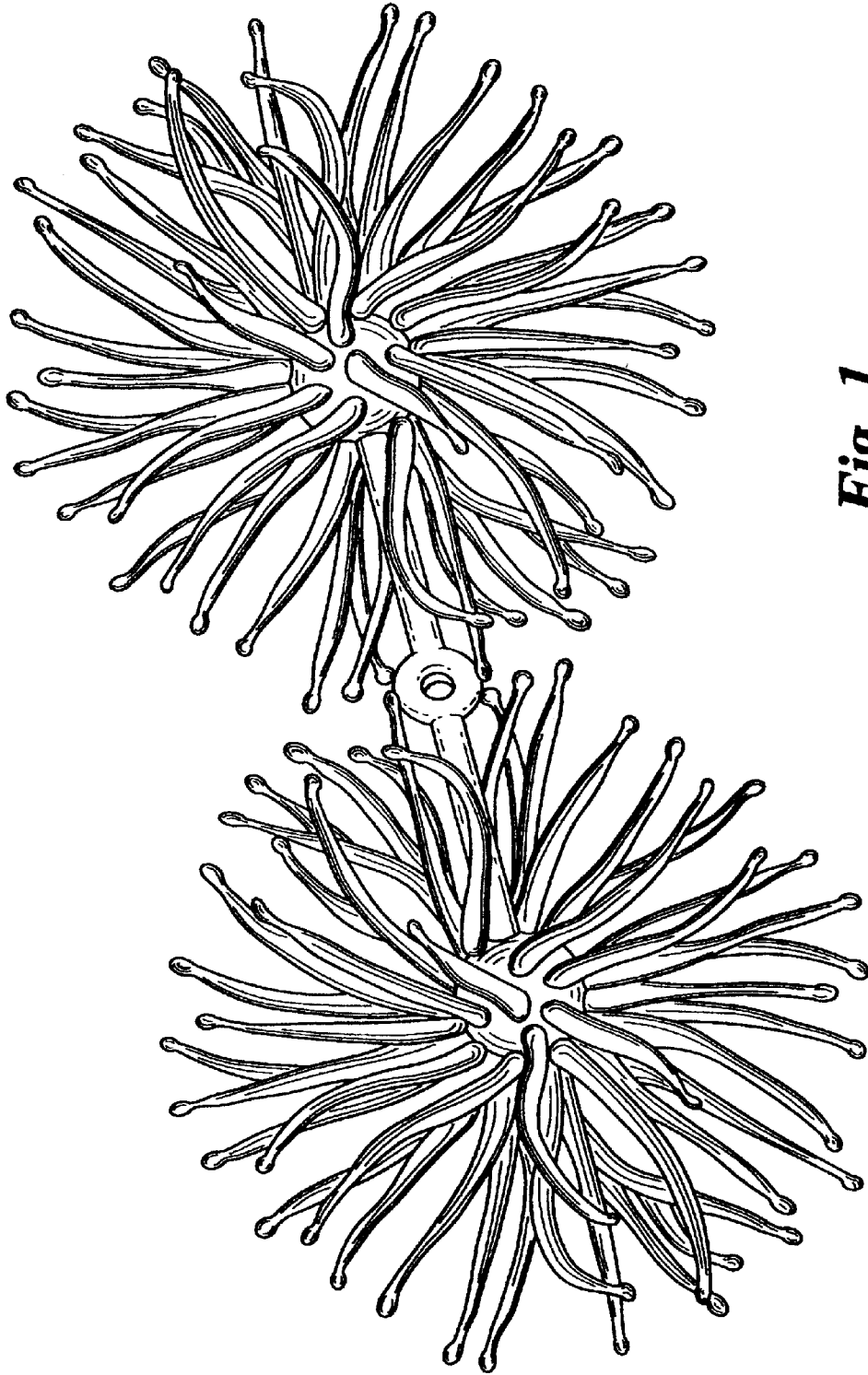


Fig. 1

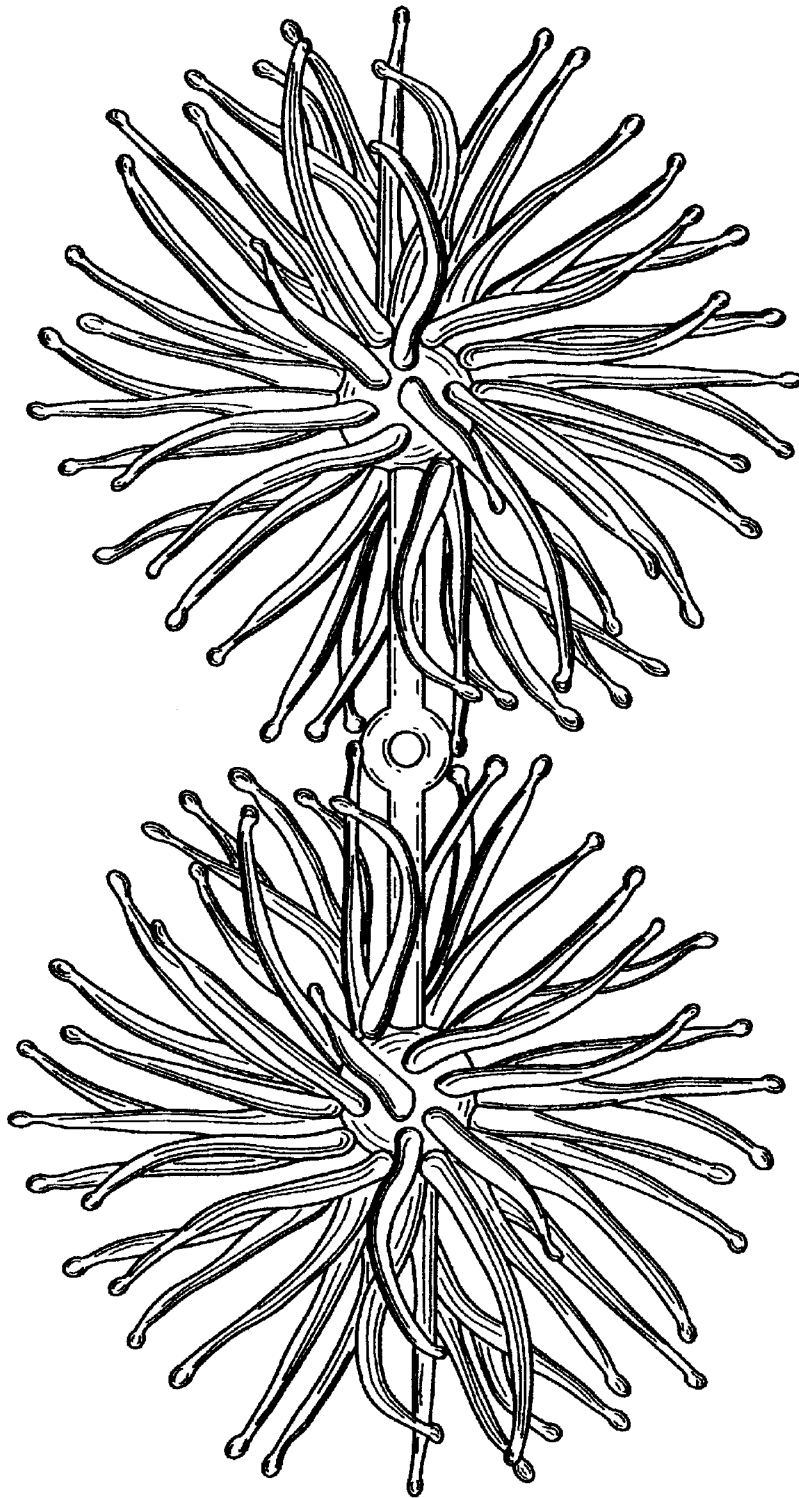


Fig. 2

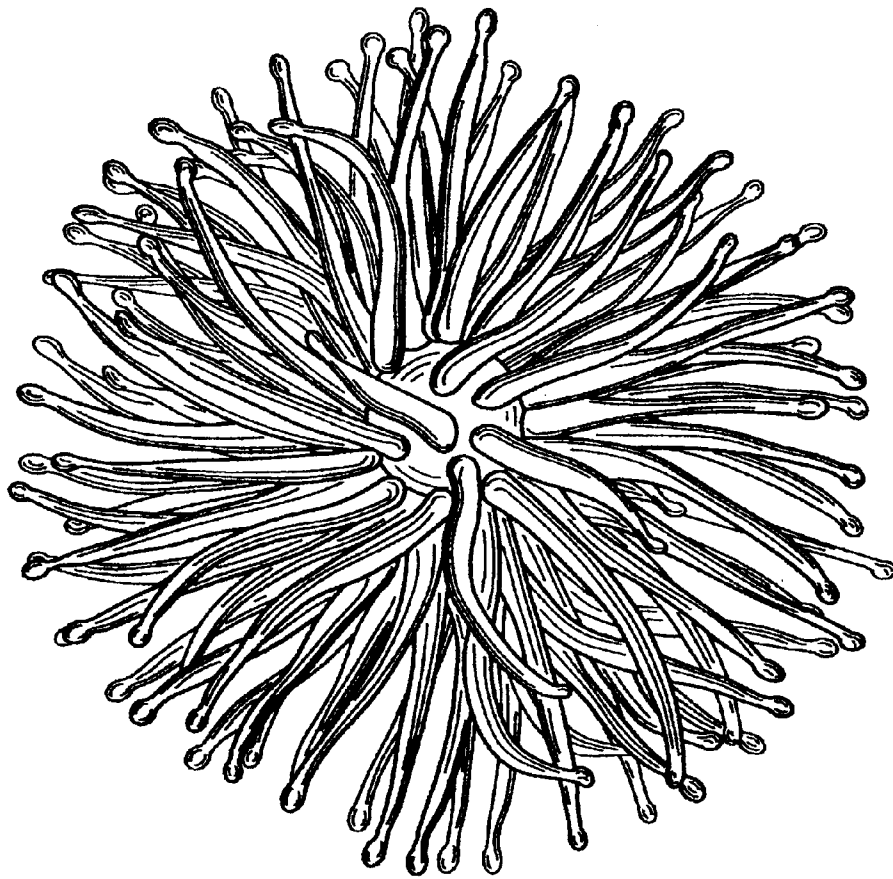


Fig. 3

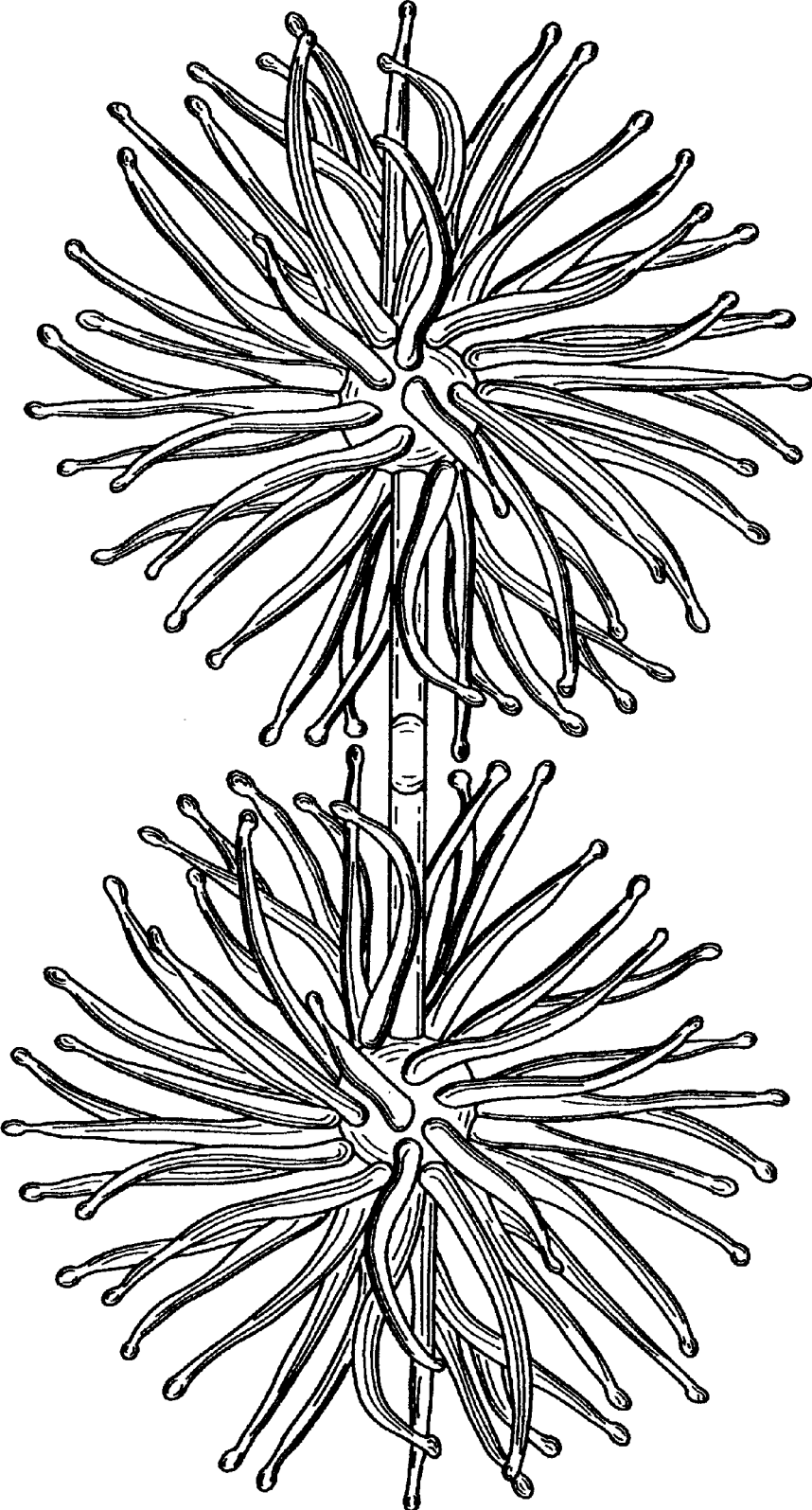


Fig. 4