



US00D552386S

(12) **United States Design Patent**  
**Cohen**

(10) **Patent No.:** **US D552,386 S**

(45) **Date of Patent:** **\*\* Oct. 9, 2007**

(54) **FOLDING CHAIR ADJUSTMENT RACK**

(76) Inventor: **Warren Cohen**, 10981 Decatur Rd.,  
Philadelphia, PA (US) 19154

(\*\*) Term: **14 Years**

(21) Appl. No.: **29/266,310**

(22) Filed: **Sep. 19, 2006**

(51) **LOC (8) Cl.** ..... **06-06**

(52) **U.S. Cl.** ..... **D6/500**

(58) **Field of Classification Search** ..... D6/334-336,  
D6/356, 366, 367, 368, 375, 376, 379, 380,  
D6/491, 500-502; 297/39, 40, 411.2, 411.23,  
297/411.26, 411.35, 411.36, 183.5  
See application file for complete search history.

(56) **References Cited**

U.S. PATENT DOCUMENTS

- 1,326,165 A \* 12/1919 Berninghaus ..... 297/411.26
- 5,529,375 A \* 6/1996 English ..... 297/40
- 5,544,793 A \* 8/1996 Harrop ..... 297/183.5
- 5,590,934 A \* 1/1997 Gibbs ..... 297/411.35
- 5,823,624 A \* 10/1998 Dahlbacka ..... 297/411.36

- 5,927,811 A \* 7/1999 Tseng ..... 297/411.35
- 5,964,500 A \* 10/1999 Lin ..... 297/39
- 6,062,639 A \* 5/2000 Hill ..... 297/40
- 6,957,866 B1 \* 10/2005 Cai ..... 297/411.35
- D534,005 S \* 12/2006 Beermann ..... D6/356

\* cited by examiner

*Primary Examiner*—Mimosa De

(74) *Attorney, Agent, or Firm*—LaMorte & Associates

(57) **CLAIM**

The ornamental design for a folding chair adjustment rack, as shown and described.

**DESCRIPTION**

FIG. 1 is a perspective view of a folding chair adjustment rack;

FIG. 2 is a top view thereof;

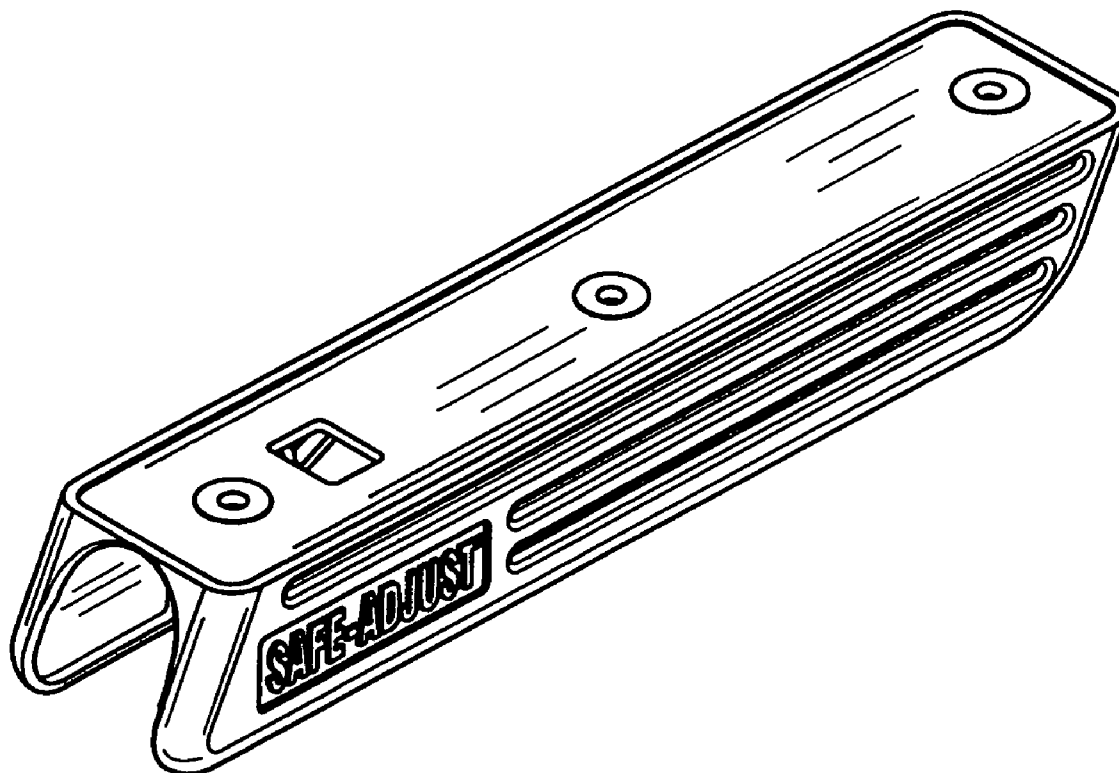
FIG. 3 is a bottom view thereof;

FIG. 4 is a front view thereof, the rear view being the same;

FIG. 5 is a right side view thereof; and,

FIG. 6 is a left side view thereof.

**1 Claim, 6 Drawing Sheets**



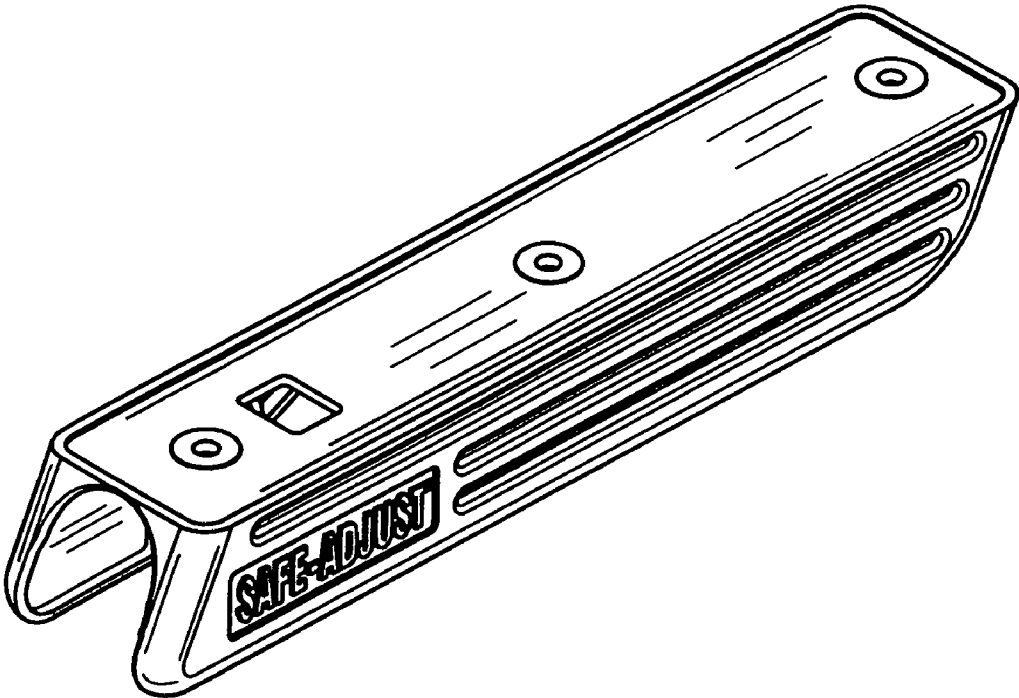


FIG. 1

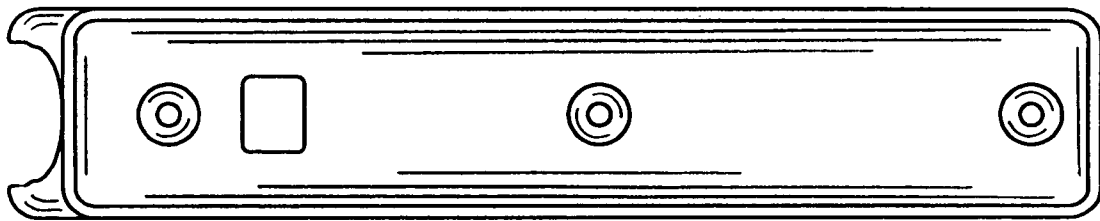


FIG. 2

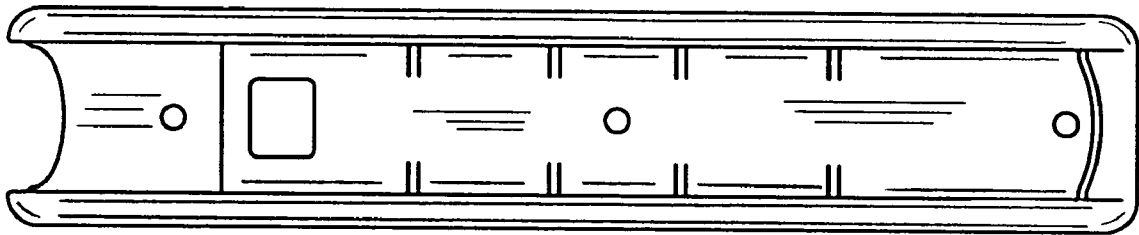


FIG. 3





FIG. 4



**FIG. 5**




FIG. 6