



US00D563494S

(12) **United States Design Patent**
Nelson et al.

(10) **Patent No.:** **US D563,494 S**
(45) **Date of Patent:** **** Mar. 4, 2008**

(54) **ELASTOMERIC BALL HAVING
PROTRUDING ARMS WITH RADIAL
EXTENSIONS**

(76) Inventors: **Webb T. Nelson**, 19180 144th Ave.,
NE., Woodinville, WA (US) 98072;
Mark J. Chernick, 19180 144th Ave.,
NE., Woodinville, WA (US) 98072

(**) Term: **14 Years**

(21) Appl. No.: **29/288,271**

(22) Filed: **Jun. 7, 2007**

(51) **LOC (8) Cl.** **21-02**

(52) **U.S. Cl.** **D21/707; D21/714; D11/117**

(58) **Field of Classification Search** **D21/707-714,**
D21/386, 398, 465, 466, 576, 597; D30/160;
D11/117-130, 184; 446/227, 267, 320, 385,
446/486, 487, 490, 491; 428/4, 5, 11, 12,
428/15-28; 473/569-614

See application file for complete search history.

(56) **References Cited**

U.S. PATENT DOCUMENTS

D187,447 S *	3/1960	Jolly	D27/127
4,756,529 A *	7/1988	Stillinger	473/614
D317,489 S *	6/1991	Stillinger	D21/707
5,186,457 A *	2/1993	Cole	473/575
5,516,099 A *	5/1996	Strong	473/614
D378,536 S *	3/1997	Fireman et al.	D21/707

D418,776 S *	1/2000	Koo	D11/118
6,026,534 A *	2/2000	Gonda et al.	15/207.2
6,037,021 A *	3/2000	Koo	428/10
6,474,268 B1 *	11/2002	Suchowski et al.	119/709
6,699,535 B2 *	3/2004	Boschert	428/15
D495,272 S *	8/2004	Yedlin et al.	D11/184
D500,901 S *	1/2005	Crane	D30/160
D535,341 S *	1/2007	Chernick et al.	D21/707
D551,307 S *	9/2007	Chernick et al.	D21/707
2002/0168486 A1 *	11/2002	Yedlin et al.	428/11

* cited by examiner

Primary Examiner—Catherine Tuttle

(74) *Attorney, Agent, or Firm*—LaMorte & Associates

(57) **CLAIM**

The ornamental design for an elastomeric ball having pro-
truding arms with radial extensions, as shown and described.

DESCRIPTION

FIG. 1 is a front view of an elastomeric ball having pro-
truding arms with radial extensions;

FIG. 2 is a rear view thereof;

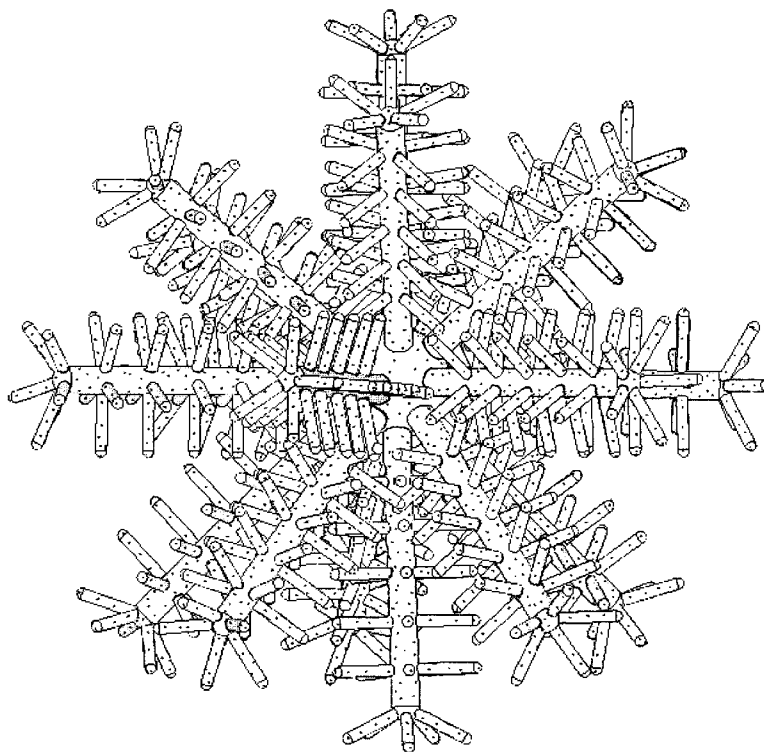
FIG. 3 is a left side view thereof;

FIG. 4 is a right side view thereof;

FIG. 5 is a top view thereof; and,

FIG. 6 is a bottom view thereof.

1 Claim, 6 Drawing Sheets



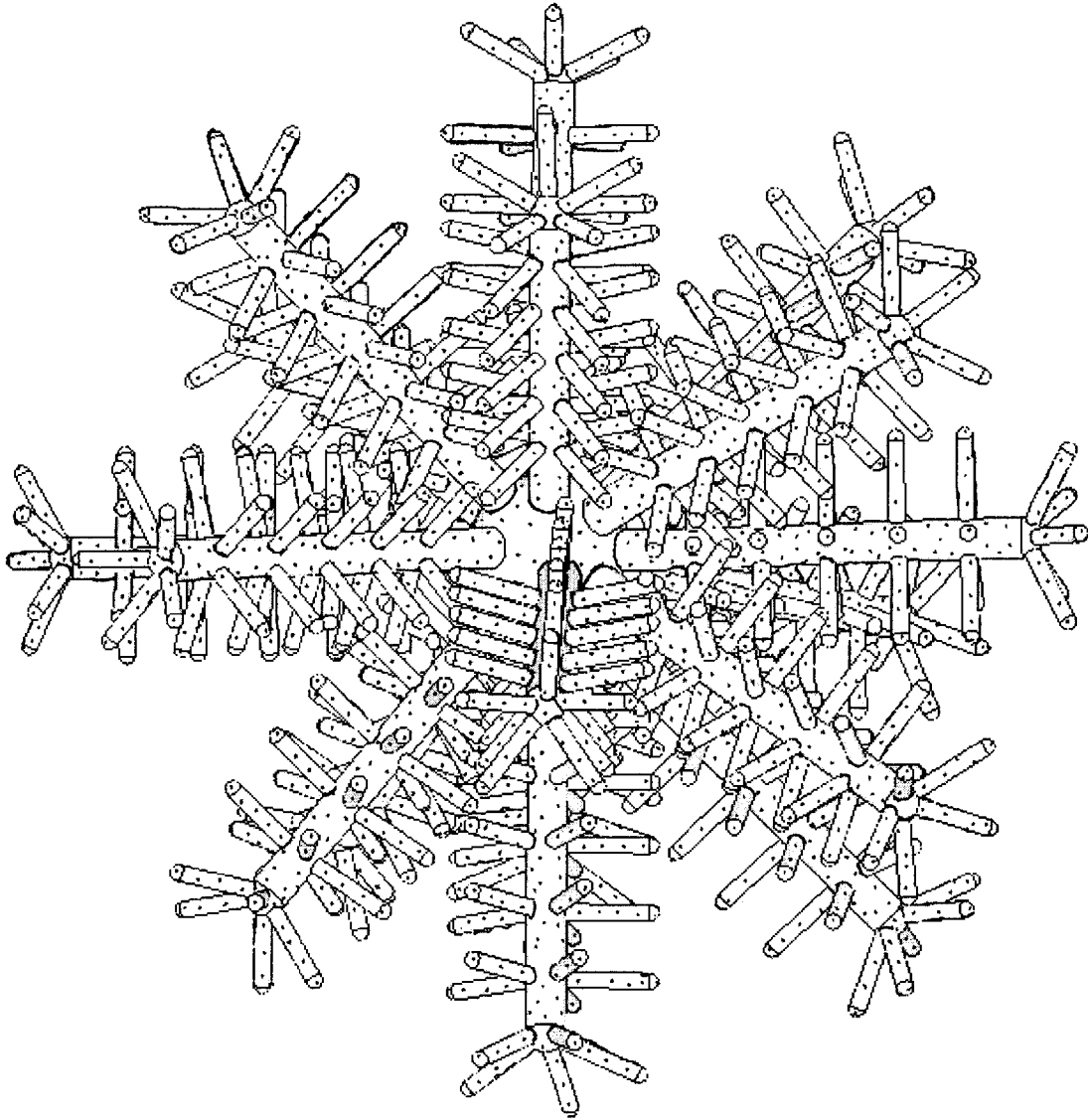


FIG. 1

FIG. 2

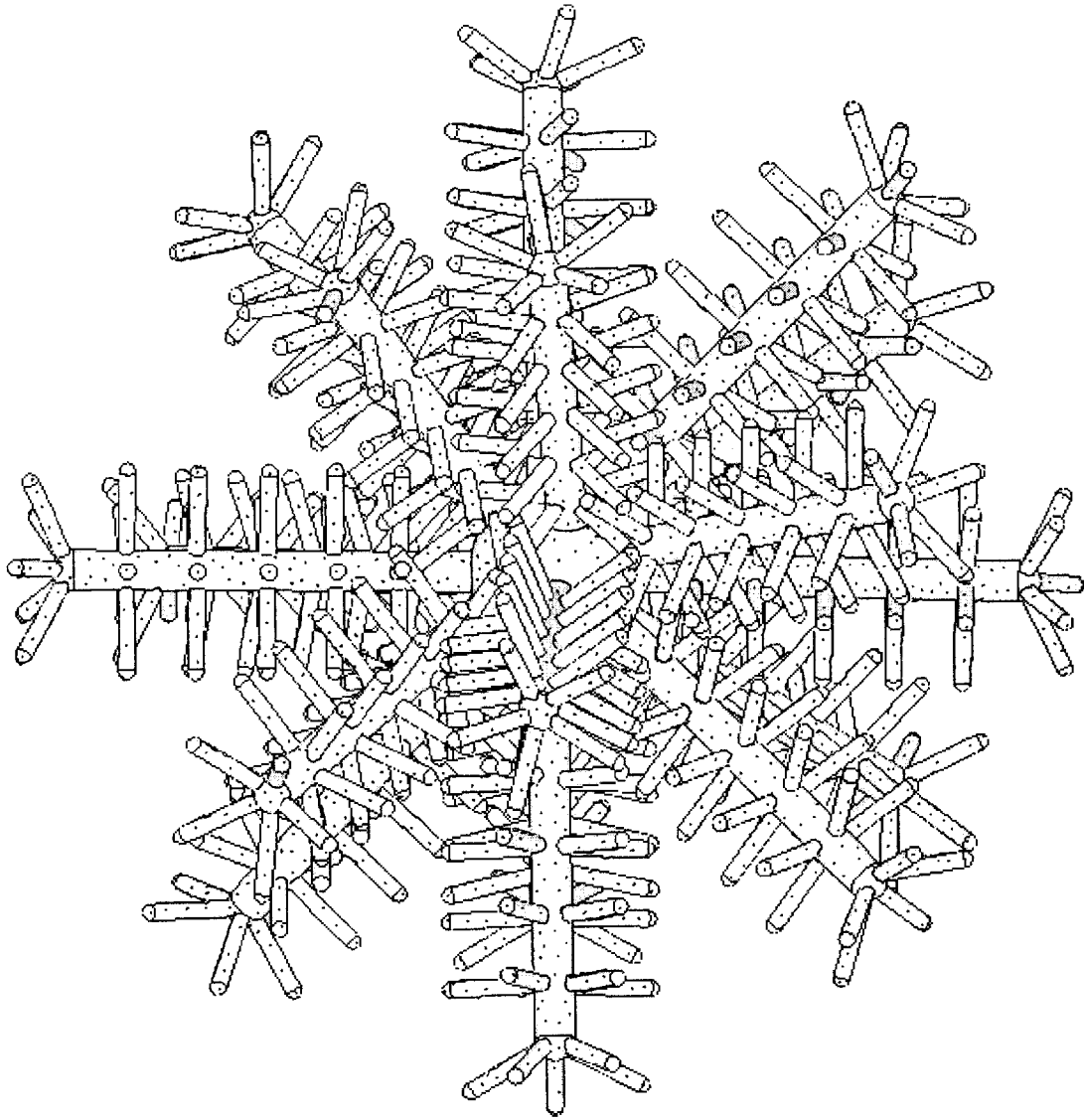


FIG. 3

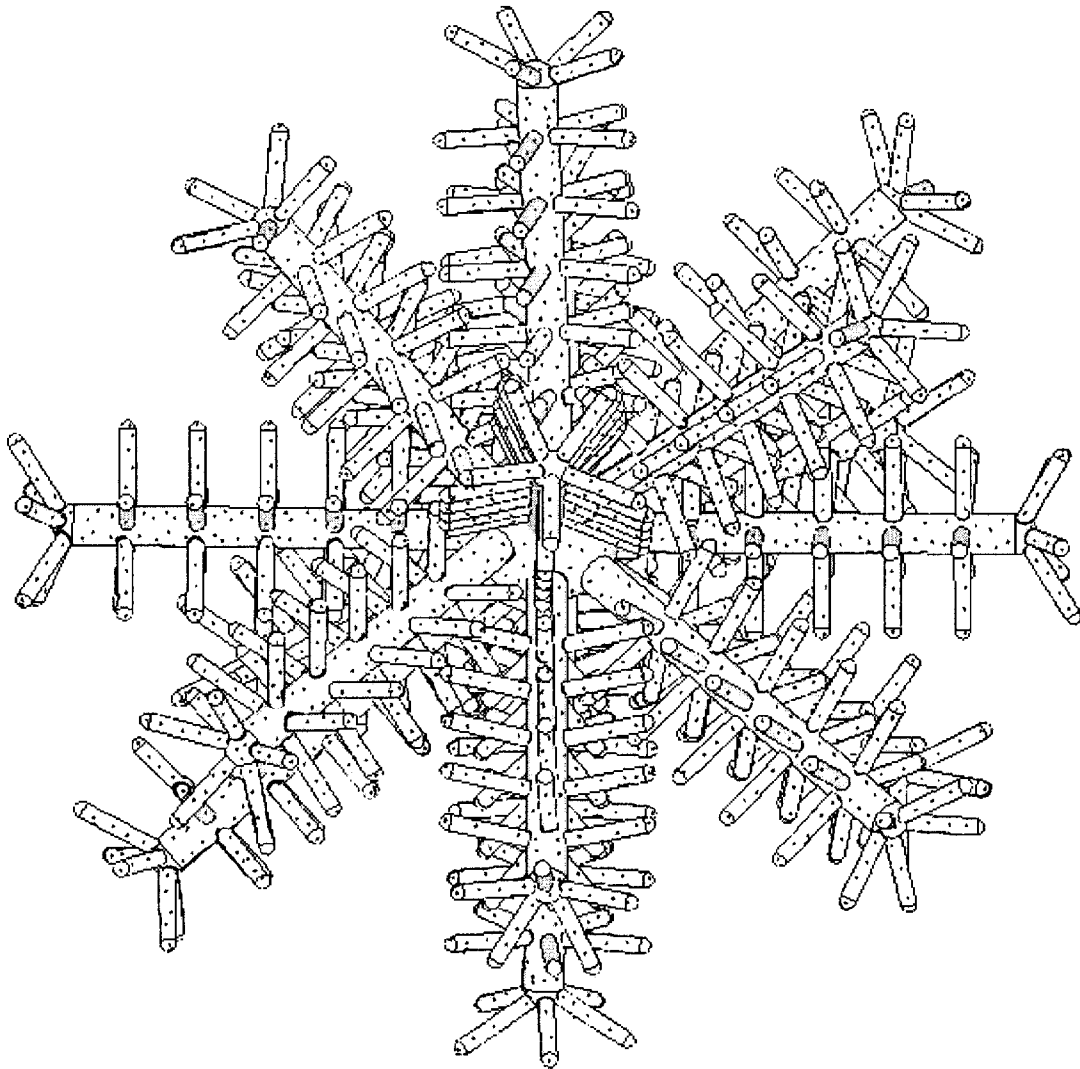


FIG. 4

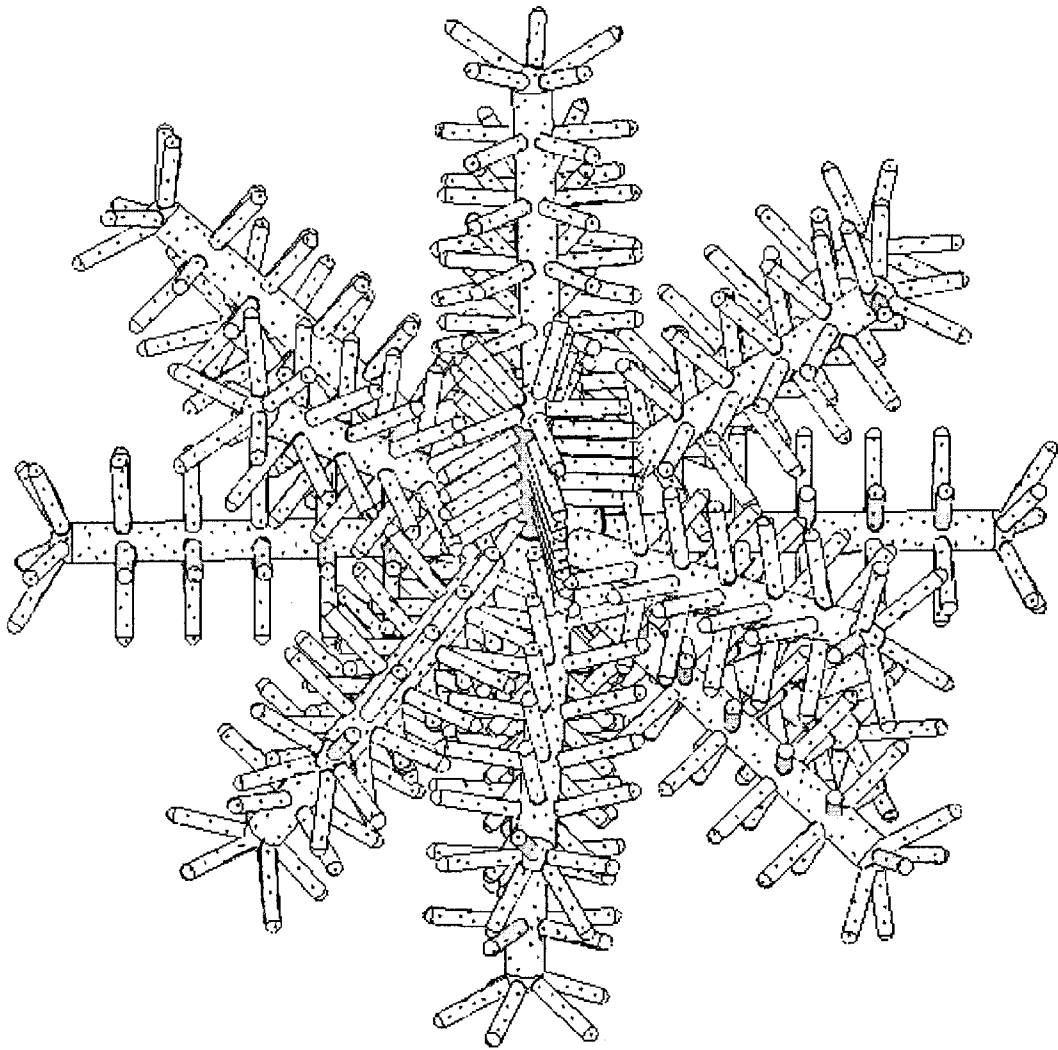
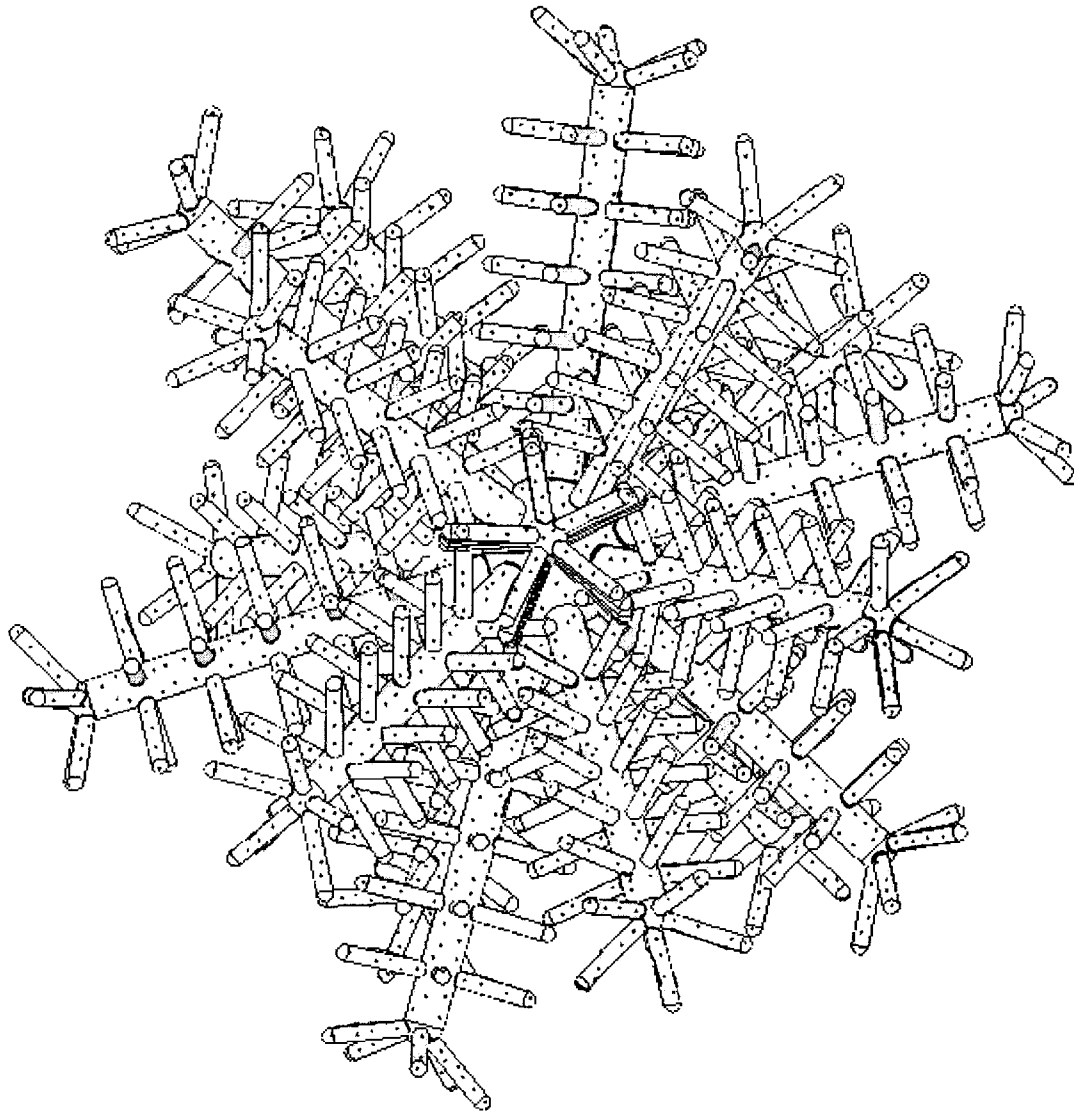


FIG. 5



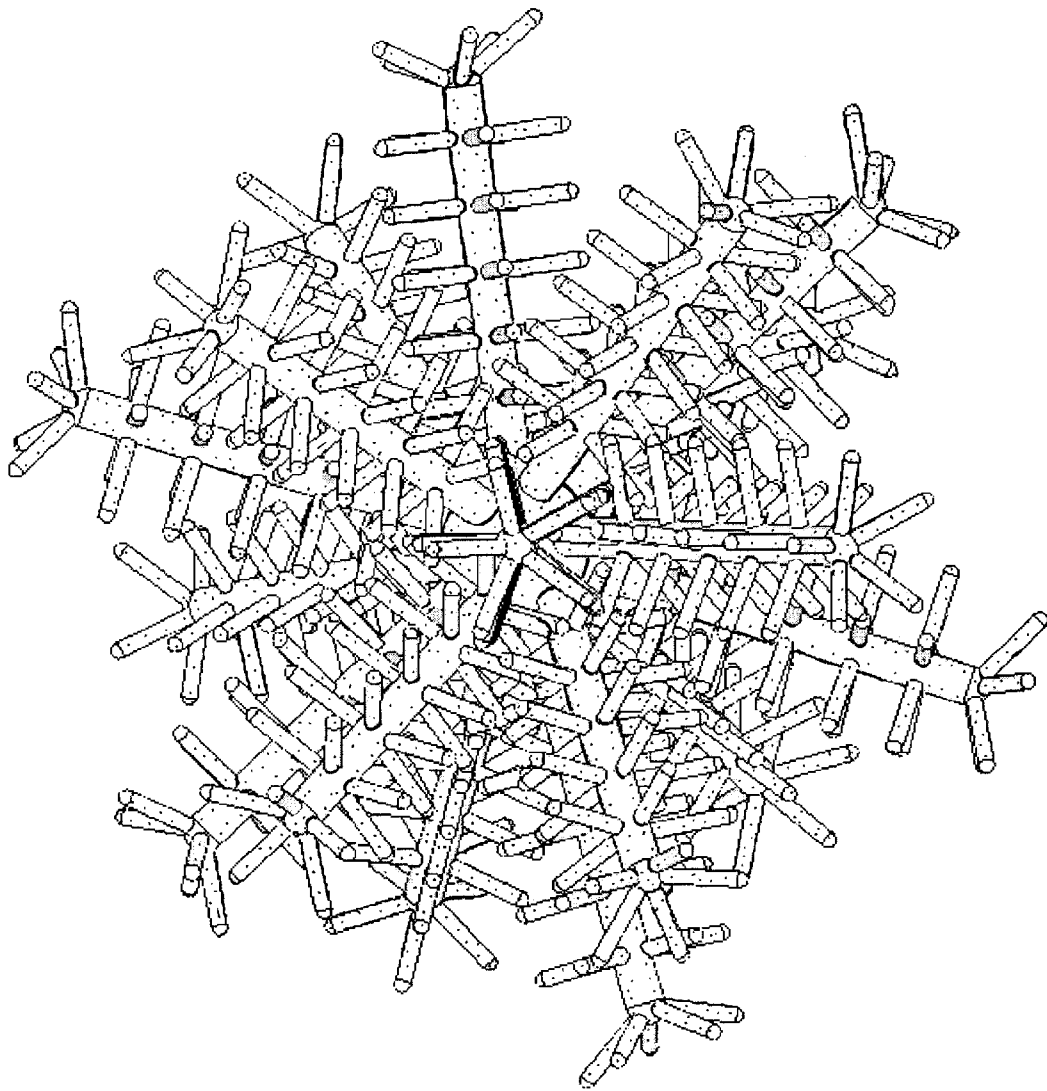


FIG. 6