



US00D681998S

(12) **United States Design Patent**  
**Rowe**

(10) **Patent No.:** **US D681,998 S**

(45) **Date of Patent:** **\*\* May 14, 2013**

(54) **SEATING CUSHION**

(76) Inventor: **James John Rowe**, Pucklechurch (GB)

(\*\*) Term: **14 Years**

(21) Appl. No.: **29/418,643**

(22) Filed: **Apr. 18, 2012**

(51) **LOC (9) Cl.** ..... **06-09**

(52) **U.S. Cl.**  
USPC ..... **D6/604; D6/601**

(58) **Field of Classification Search** ..... D6/595,  
D6/596, 597, 601, 604; 5/420, 630, 633,  
5/636, 637, 645, 652-656, 639, 644  
See application file for complete search history.

(56) **References Cited**

**U.S. PATENT DOCUMENTS**

3,761,131	A *	9/1973	Oliver	.....	5/652
D389,358	S *	1/1998	Coleman	.....	D6/601
D413,037	S *	8/1999	Bellington	.....	D6/596
7,257,851	B1 *	8/2007	Nakamura	.....	5/639

D618,946	S *	7/2010	Tanaka	.....	D6/601
D628,004	S *	11/2010	Moorefield	.....	D6/601
8,245,339	B2 *	8/2012	Murray et al.	.....	5/657

\* cited by examiner

*Primary Examiner* — Janice Seeger

(74) *Attorney, Agent, or Firm* — LaMorte & Associates, P.C.

(57) **CLAIM**

The ornamental design for a seating cushion, as shown and described.

**DESCRIPTION**

FIG. 1 is a top perspective view of a seating cushion;

FIG. 2 is a front view thereof;

FIG. 3 is a rear view thereof;

FIG. 4 is a right side view thereof;

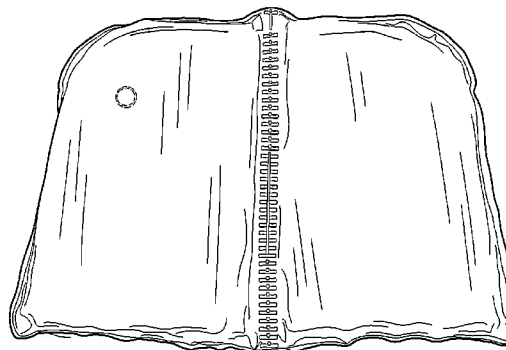
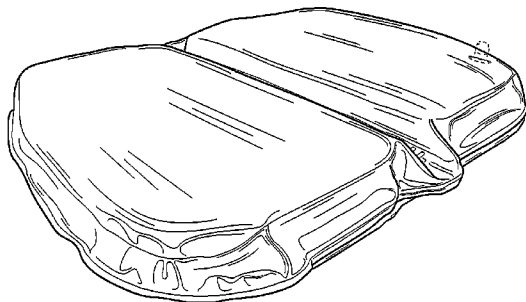
FIG. 5 is a left side view thereof;

FIG. 6 is a top view thereof; and,

FIG. 7 is a bottom view thereof.

The broken lines are for environmental purposes only and form no part of the claimed design.

**1 Claim, 7 Drawing Sheets**



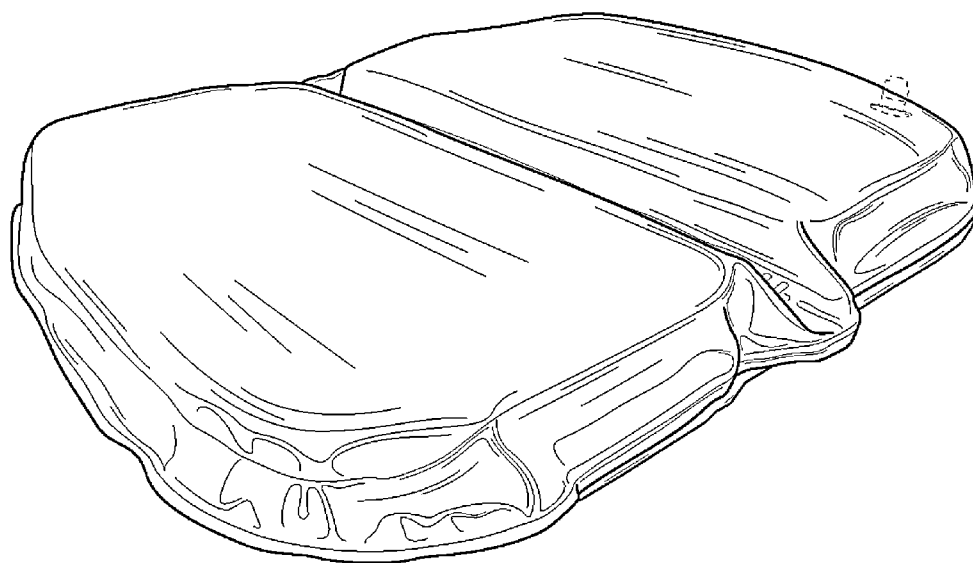


FIG. 1

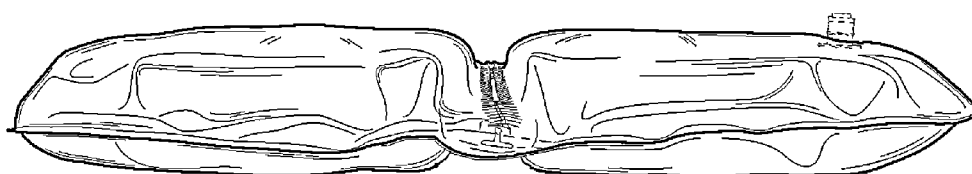


FIG. 2

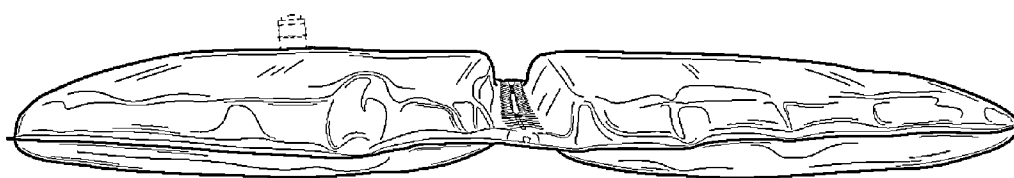


FIG. 3



FIG. 4




FIG. 5

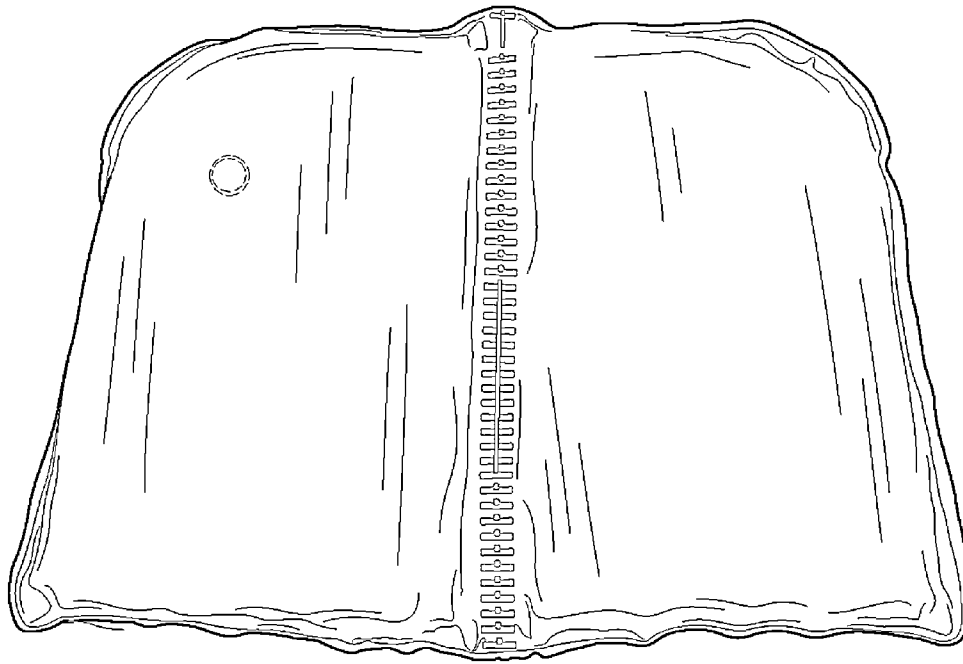


FIG. 6

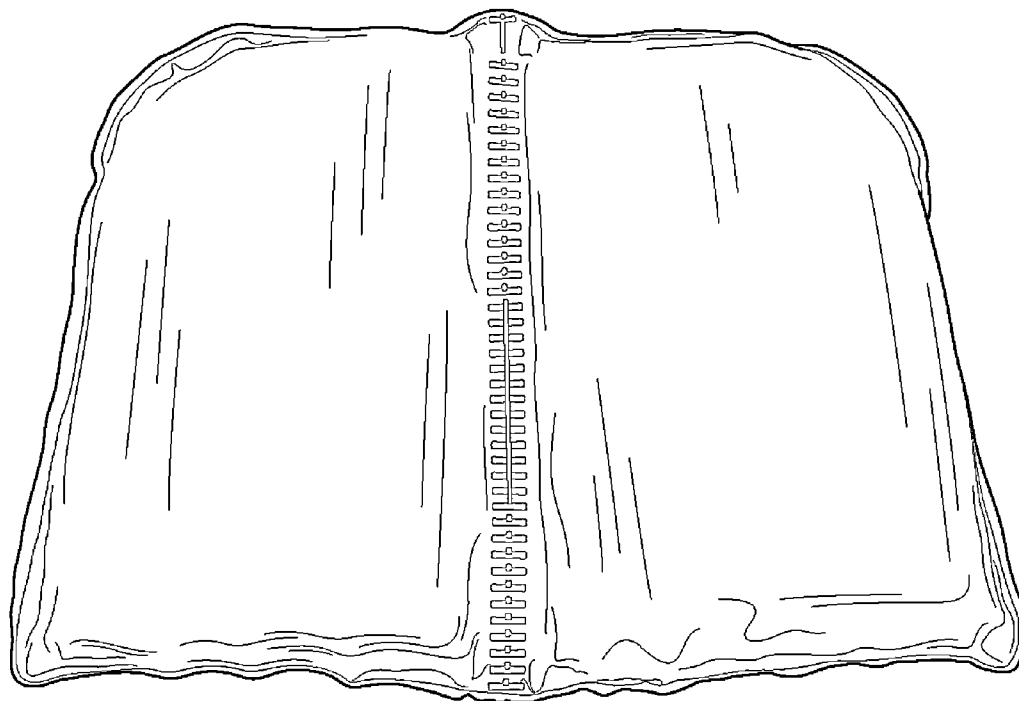


FIG. 7