



US00D691669S

(12) **United States Design Patent**  
**Chen**

(10) **Patent No.:** **US D691,669 S**

(45) **Date of Patent:** **\*\* Oct. 15, 2013**

(54) **STACKABLE TOY BOWLING PIN**

(76) Inventor: **Shaoyun Chen**, Shantou (CN)

(\*\*) Term: **14 Years**

(21) Appl. No.: **29/420,391**

(22) Filed: **May 8, 2012**

(51) **LOC (9) Cl.** ..... **21-01**

(52) **U.S. Cl.**  
USPC ..... **D21/386**; D21/782; D21/302

(58) **Field of Classification Search**  
USPC ..... D21/782-784, 302, 300, 385, 386, 621,  
D21/622, 627; 273/348, 148 R, 459; 473/54,  
473/118-124

See application file for complete search history.

(56) **References Cited**

**U.S. PATENT DOCUMENTS**

2,103,487	A	*	12/1937	Muller	.....	307/107
3,774,912	A	*	11/1973	Glass et al.	.....	273/336
D234,860	S	*	4/1975	Bush	.....	D21/389
D247,920	S	*	5/1978	Dykehouse	.....	D21/786
D360,231	S	*	7/1995	Alsip	.....	D21/386

D368,286	S	*	3/1996	Friend	.....	D21/386
5,651,740	A	*	7/1997	Munoz	.....	473/118
5,888,144	A	*	3/1999	Jager	.....	473/118
D420,853	S	*	2/2000	Bissell, Sr.	.....	D7/517
D429,507	S	*	8/2000	Chou	.....	D21/622
D547,811	S	*	7/2007	McDemus et al.	.....	D21/386
D557,350	S	*	12/2007	Jackson	.....	D21/386

\* cited by examiner

*Primary Examiner* — Prabhakar Deshmukh

(74) *Attorney, Agent, or Firm* — LaMorte & Associates P.C.

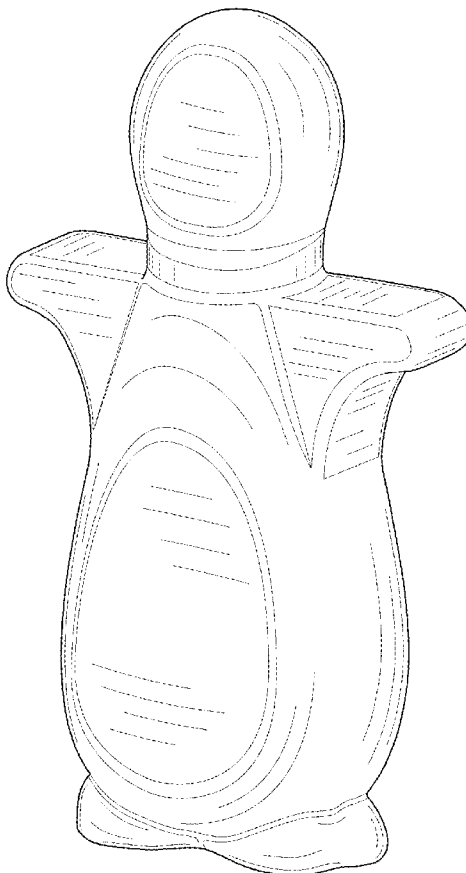
(57) **CLAIM**

The ornamental design for a stackable toy bowling pin, as shown and described.

**DESCRIPTION**

FIG. 1 is a top perspective view thereof;  
FIG. 2 is a bottom perspective view thereof;  
FIG. 3 is a front view thereof;  
FIG. 4 is a rear view thereof;  
FIG. 5 is a right side view thereof;  
FIG. 6 is a left side view thereof;  
FIG. 7 is a top view thereof; and,  
FIG. 8 is a bottom view thereof.

**1 Claim, 6 Drawing Sheets**



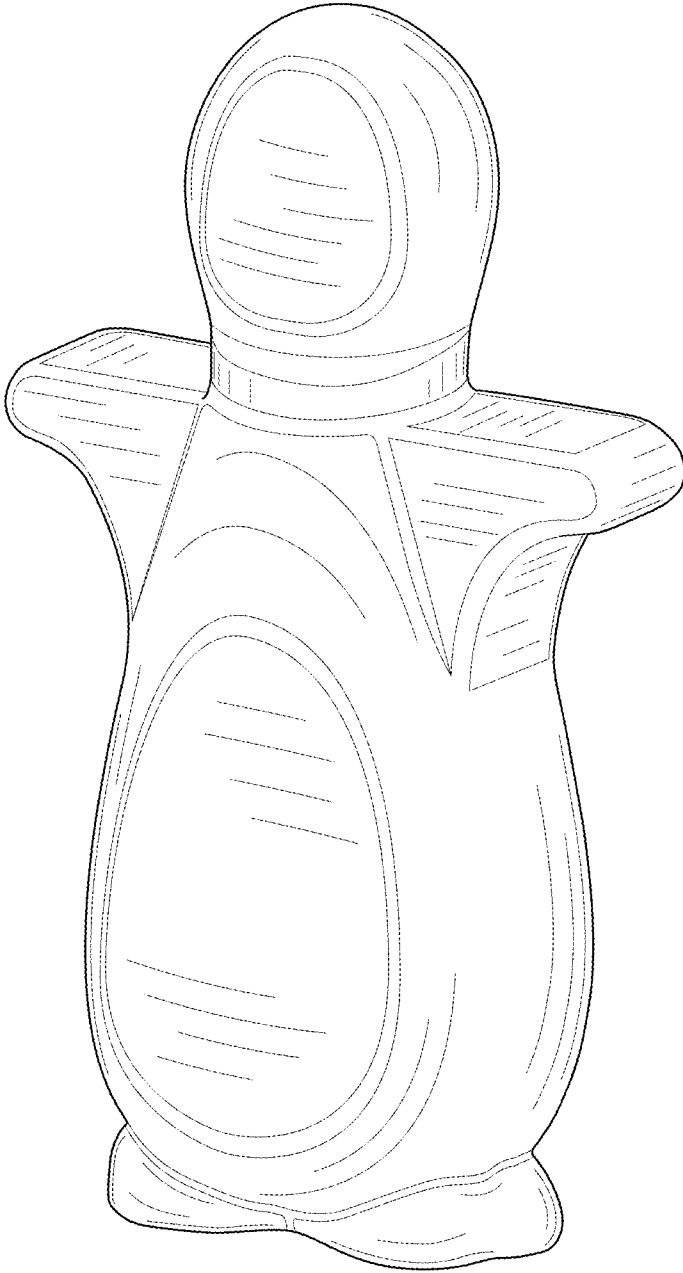


FIG. 1

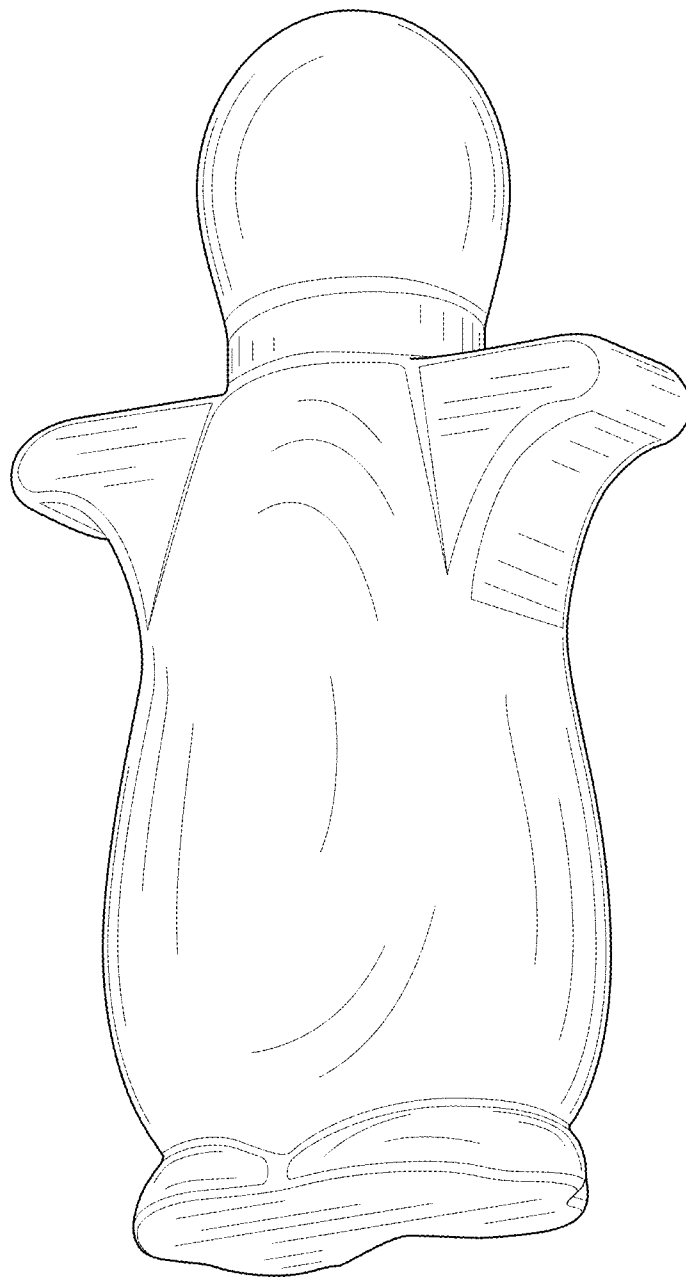


FIG. 2

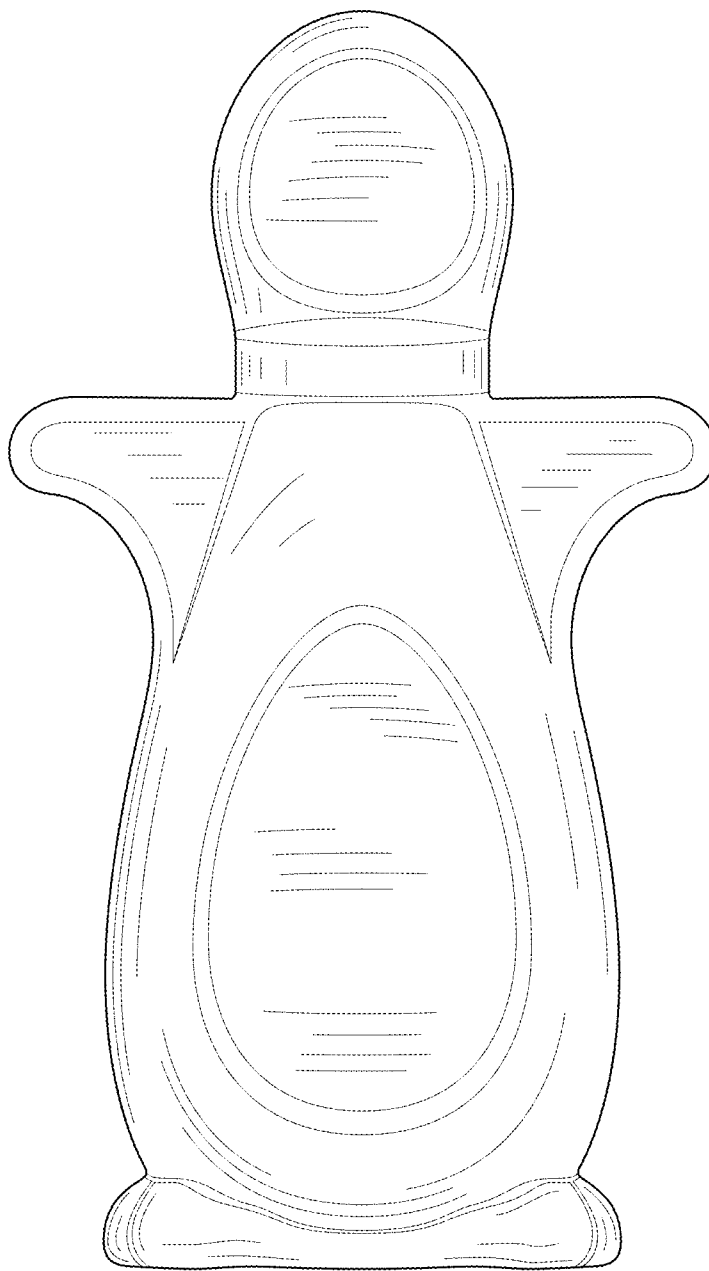


FIG. 3

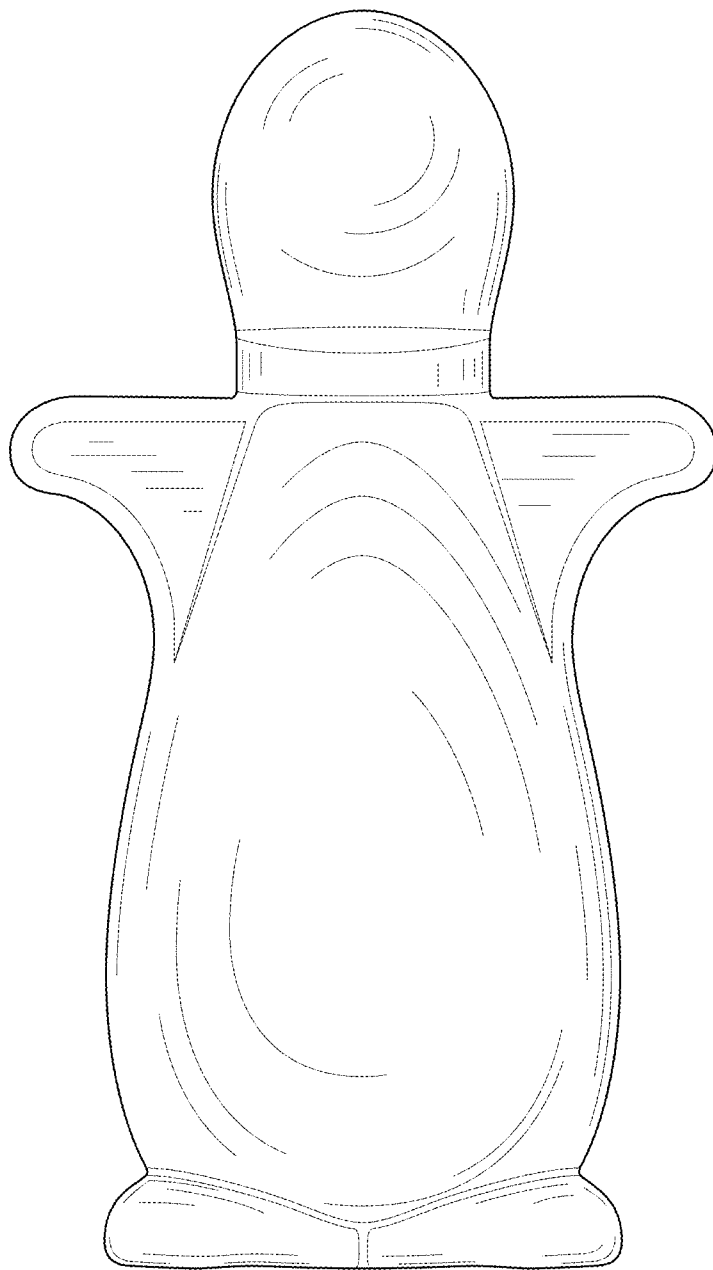


FIG. 4

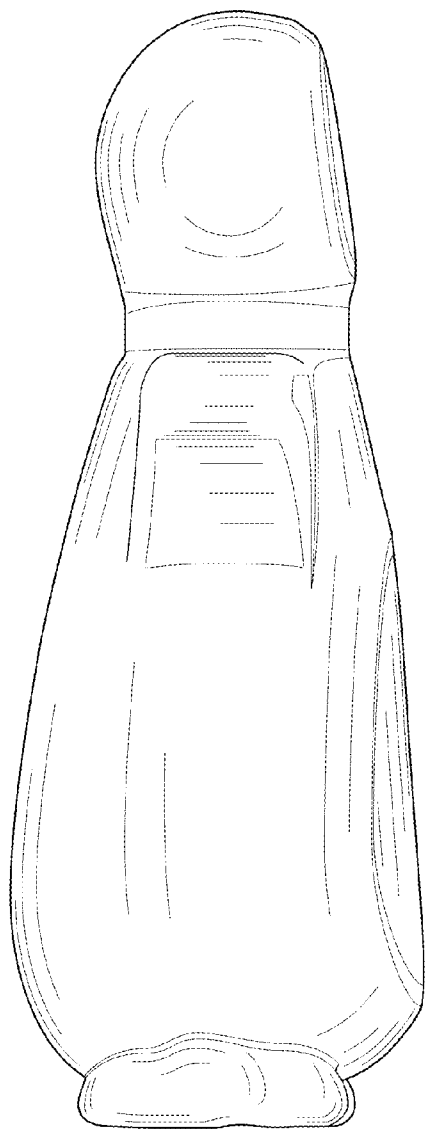


FIG. 5

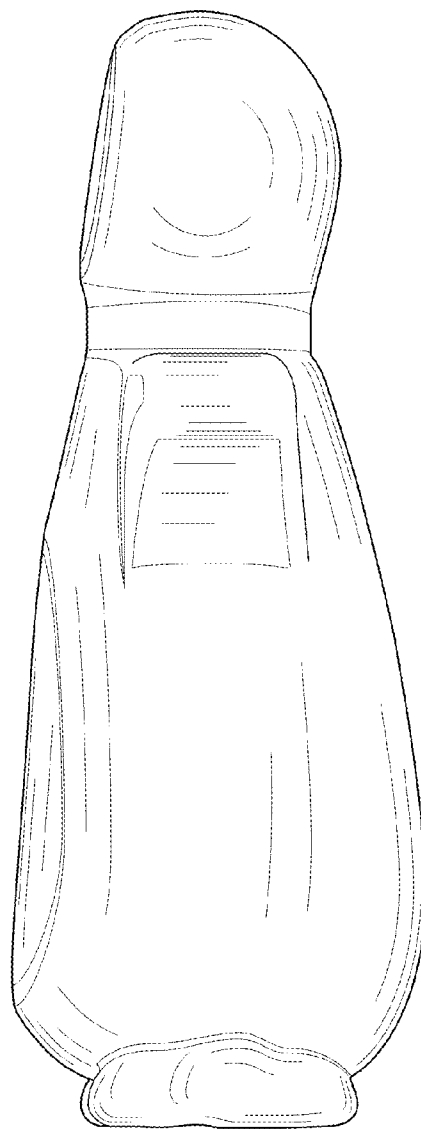


FIG. 6

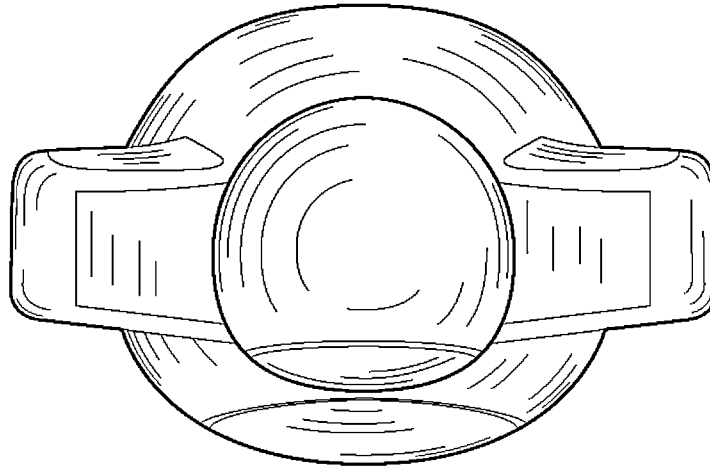


FIG. 7

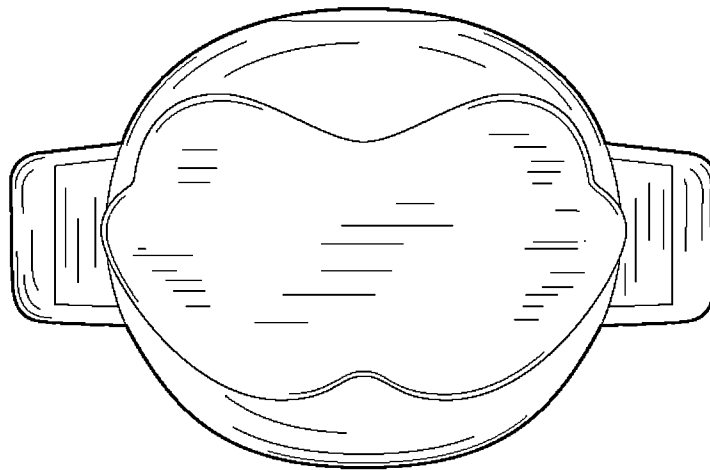


FIG. 8